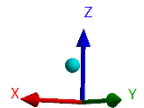

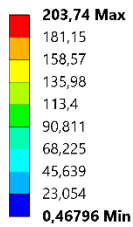


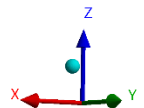
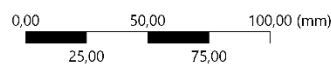
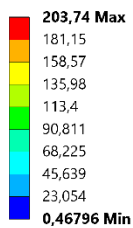
Příloha č. 5

C: Transient Structural
Equivalent Stress 8
Type: Equivalent (von-Mises) Stress
Unit: MPa
Time: 20
30.07.2020 16:28



Příloha 5.1: Ekvivalentní napětí na čepu řízení

C: Transient Structural
Equivalent Stress 8
Type: Equivalent (von-Mises) Stress
Unit: MPa
Time: 20
30.07.2020 16:29



Příloha 5.2: Ekvivalentní napětí na čepu řízení vyšší než 290 MPa