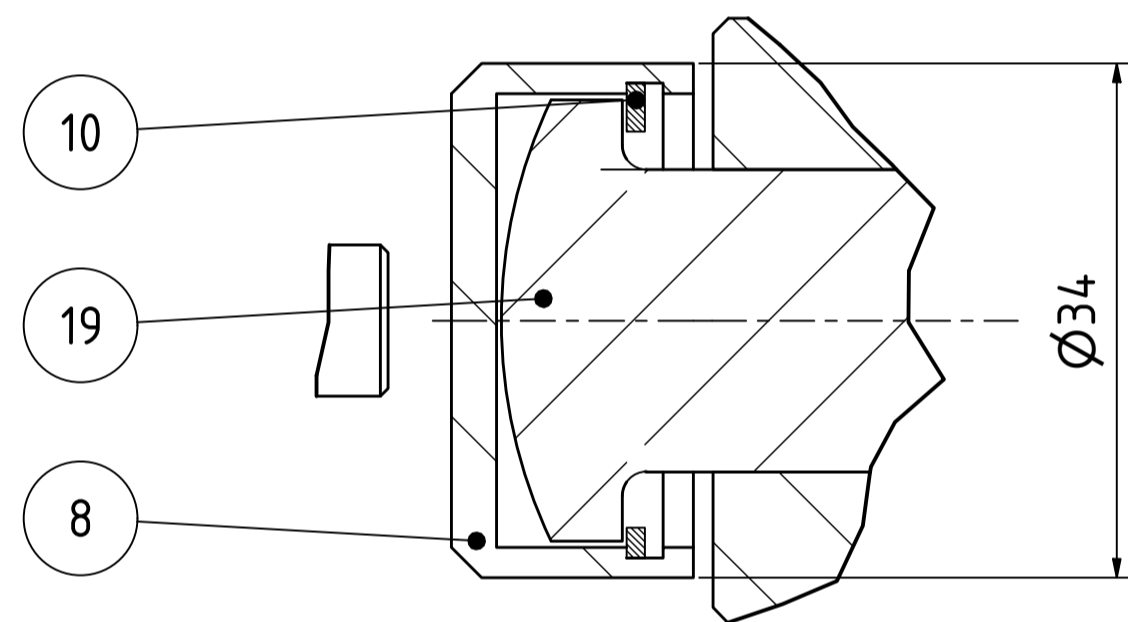
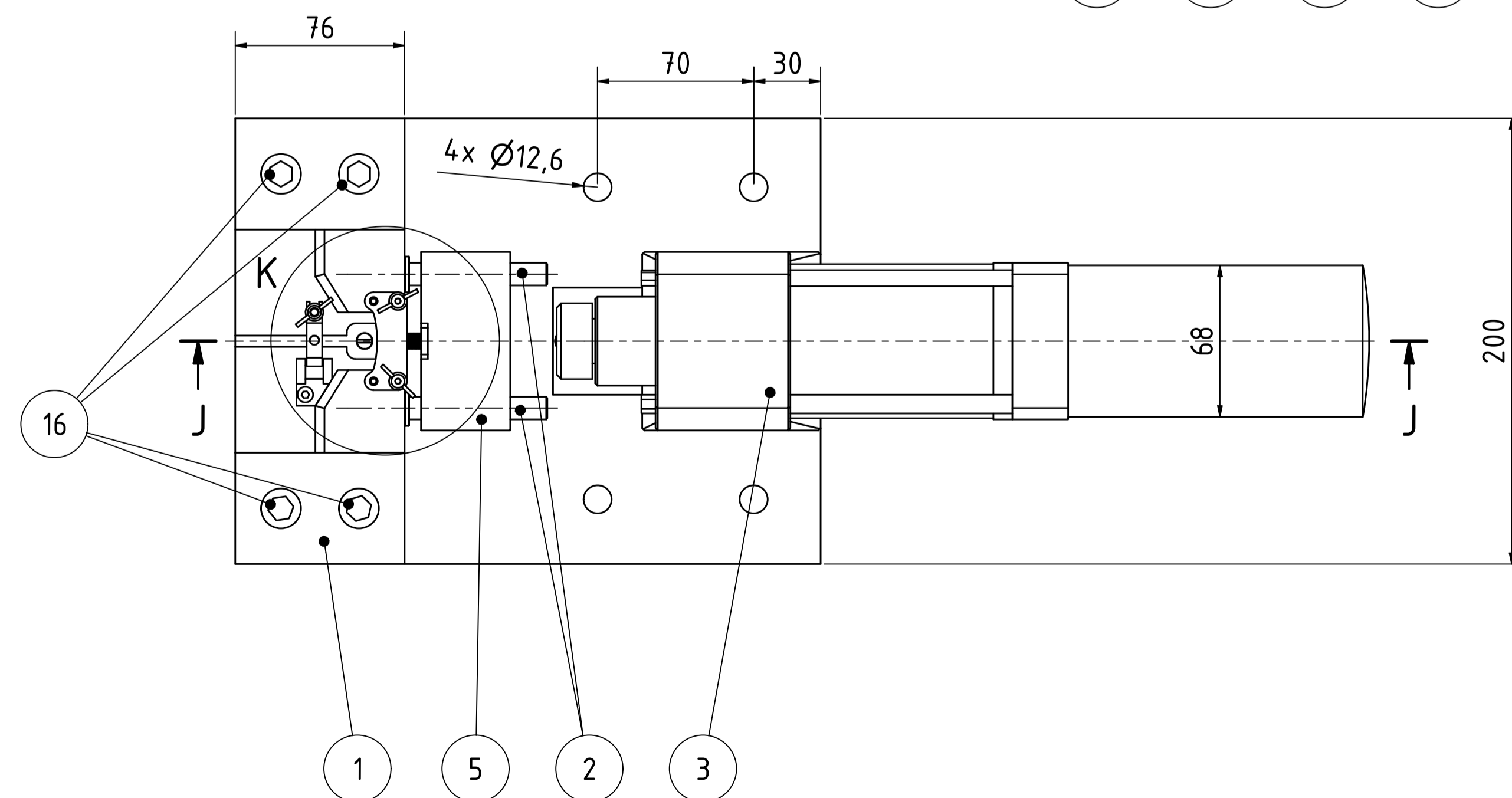
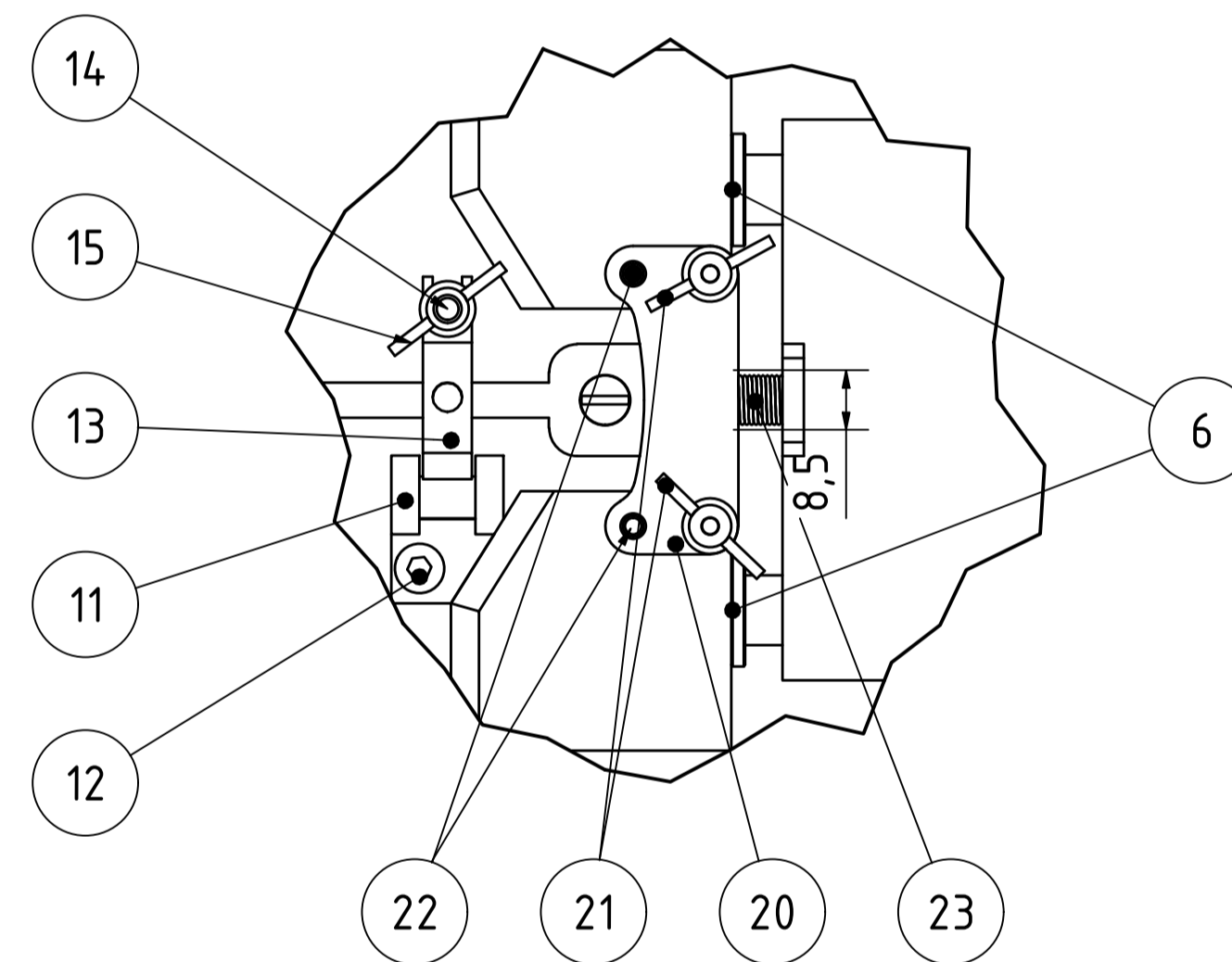


L (2:1)



K (1:1)



PARTS LIST			
ITEM	QTY	PART	DESCRIPTION
1	1	Jig 1 Guidance	R1225_01_01
2	2	Guadience	R1225_01_04
3	1	Press 20-50HD	Schmidt 1,6kN
4	1	Base	R1225_01_03
5	1	Jig 2 Impacter	R1225_01_02
6	2	Buffer	R1225_01_07
7	1	Holder	R1225_01_06
8	1	Outer Pusher	R1225_01_09
9	3	ANSI B18.3.4M - M10 x 1.5 x 40, FHSBHCSM	Forged Hexagon Socket Button Head Cap Screw - Metric
10	1	CNS 9074 - 30 x 1.2	Spring Retaining Ring
11	1	Retainer Holder	3D Printed
12	1	AS 1420 - 1973 - M4 x 16	ISO metric hexagon socket head cap screws
13	1	Retainer	3D Printed
14	1	CSN 02 1174 - B M4 x 12	Double End Stud
15	1	CNS 4373 - M 4	Wing Nut
16	4	CSN 02 1143 - M12 x 60	Hexagon socket head cap screws
17	1	ISO 1207 - M4 x 12	Slotted cheese head screws - Product grade A
18	1	ISO 1207 - M4 x 16	Slotted cheese head screws - Product grade A
19	1	Inner Pusher	R1225_01_08
20	1	Senzor holder	3D Printed
21	2	CNS 4373 - M 3	Wing Nut
22	4	CSN 02 1174 - B M3 x 18	Double End Stud
23	1	Sodemann 41150-0-0,13N mm	Sodemann

Projection: Scale: 1:1  
 Material: CSN Class 19

Date	Name
Drawn 25/05/2020	JTR
Checked 25/05/2020	VBA
Standard 25/05/2020	

Tolerances according to ISO 8015: 2001  
 Accuracy ISO 2768 - m

R1225\_01 1  
 A1

Code: R1225 Version: V5B