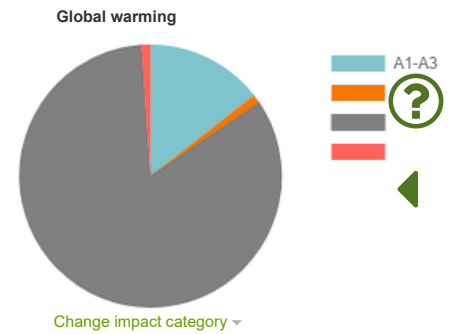


Visionary

Result report: Visionary DP - Energy mix CR

Entity	Visionary - Visionary DP - Energy mix CR
User	Anna Silovska - 21.05.2018
Indicator	LCA for BREEAM Int'l/ES/NOR/SE
Details	This is officially approved LCA in compliance with BREEAM International NC 2013 and More...



Default values are used in calculation: Transportation distances, European. Results were also calculated again.

Life-cycle assessment results for BREEAM International versions as per EN 15978

Sector	Global warming kg CO2e	Acidification kg SO2e	Eutrophication kg PO4e	Ozone depletion potential kg CFC11e	Formation of ozone of lower atmosphere kg Ethenee	Non hazardous waste disposed kg
A1-A3 Construction Materials	1,14E7	2,63E4	3,3E3	1,21E-2	2,51E3	Deta
A4 Transportation to site	2,26E5	5,19E2	1,1E2	3,99E-2	2,84E1	Deta
A5 Construction/installation process	4,89E5	2,61E3	4,37E2	3,88E-2	1,05E2	Deta
B4-B5 Material replacement and refurbishment						Hide
B6 Energy use	6,39E7	4,06E5	5,54E4	3,56E0	1,92E4	Deta
B7 Water use	1,08E6	5,82E3	2,95E3	1,17E-1	2,62E2	Deta
C1-C4 Deconstruction	2,2E5	1,09E3	2,62E2	1,9E-4	1,5E2	Deta
D External impacts (not included in totals)	-1,89E5	-5,68E2	-4,72E1	-4,52E-5	-3,79E1	Deta
Total	8,58E7	4,63E5	6,5E4	3,77E0	2,43E4	
	Show graph	Show graph	Show graph	Show graph	Show graph	Show graph
Results per denominator						
Gross Internal Floor Area (IPMS/RICS) 24900.0 m2	3,44E3	1,86E1	2,61E0	1,51E-4	9,78E-1	

Methodologically consistent and regionally representative LCA data

Answer

Local compensation target region

Czech Republic

Compensation to local conditions, if applied by the user, is made according to CEN/TR 15941 and One Click LCA's BRE-approved methodology.

Results visualisation for Global warming (GWP)


Change impact category ▾

85 767 tons CO₂e

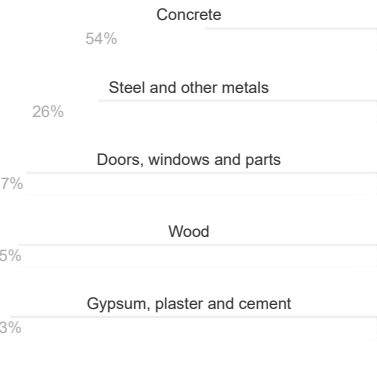
57 kg CO₂e / m² / year

€ 4 288 338 Social cost of carbon

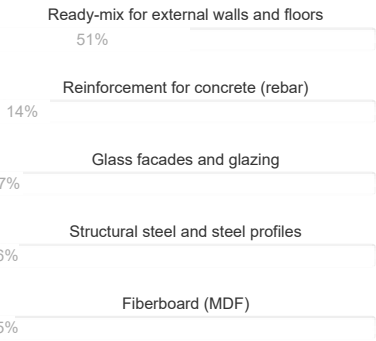
Most contributing building elements (GWP) - A1-A3



Most contributing material types (GWP) - A1-A3



Most contributing material subtypes (GWP) - A1-A3

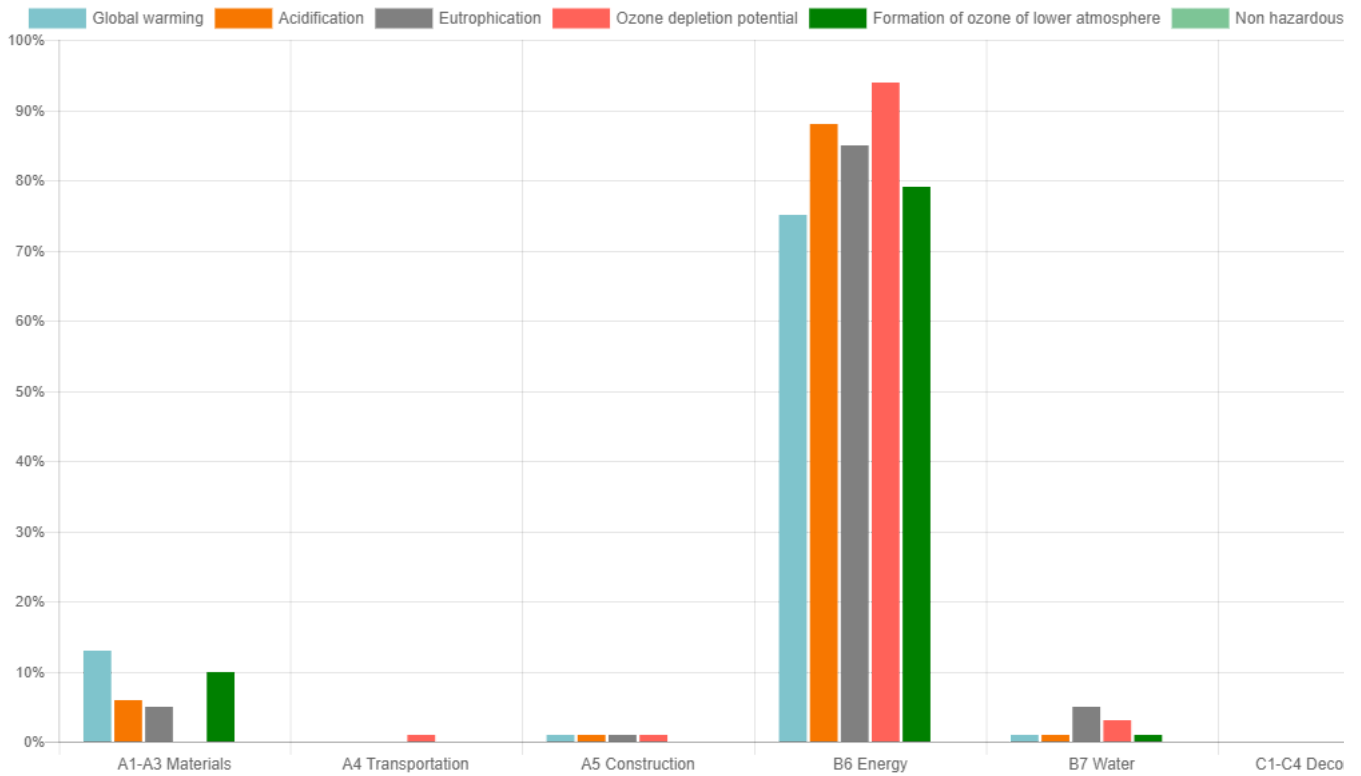


Most contributing materials (GWP) - A1-A3

1. Concrete, ready mixed C30/37 - **51.4 %** - show sustainable alternatives
2. Reinforcement steel - **14.1 %** - show sustainable alternatives
3. Insulating glass - 2 panes - **6.5 %** - show sustainable alternatives
4. Steel profile - **5.9 %** - show sustainable alternatives
5. Raised floor system, 148 - 159 mm, 25.95 kg/m2, Type LIGNA (Lindner) - **2.8 %** - show sustainable alternatives
6. Aluminium, sheet - **2.4 %** - show sustainable alternatives
7. Concrete, ready mixed C20/25 - **2.0 %** - show sustainable alternatives
8. Medium density fibreboard (MDF), coated, 2 - 50 x 590 - 2850 x 1025 - 6250 mm, 734 kg/m3 (Sonae Indústria) - **1.8 %** - show sustainable alternatives
9. Elastomer joint sealer tape, silicon rubber - **1.3 %** - show sustainable alternatives
10. Tile cement - **1.3 %** - show sustainable alternatives

Results distribution by life-cycle stage

Click on a category legend to hide/unhide [Download](#)

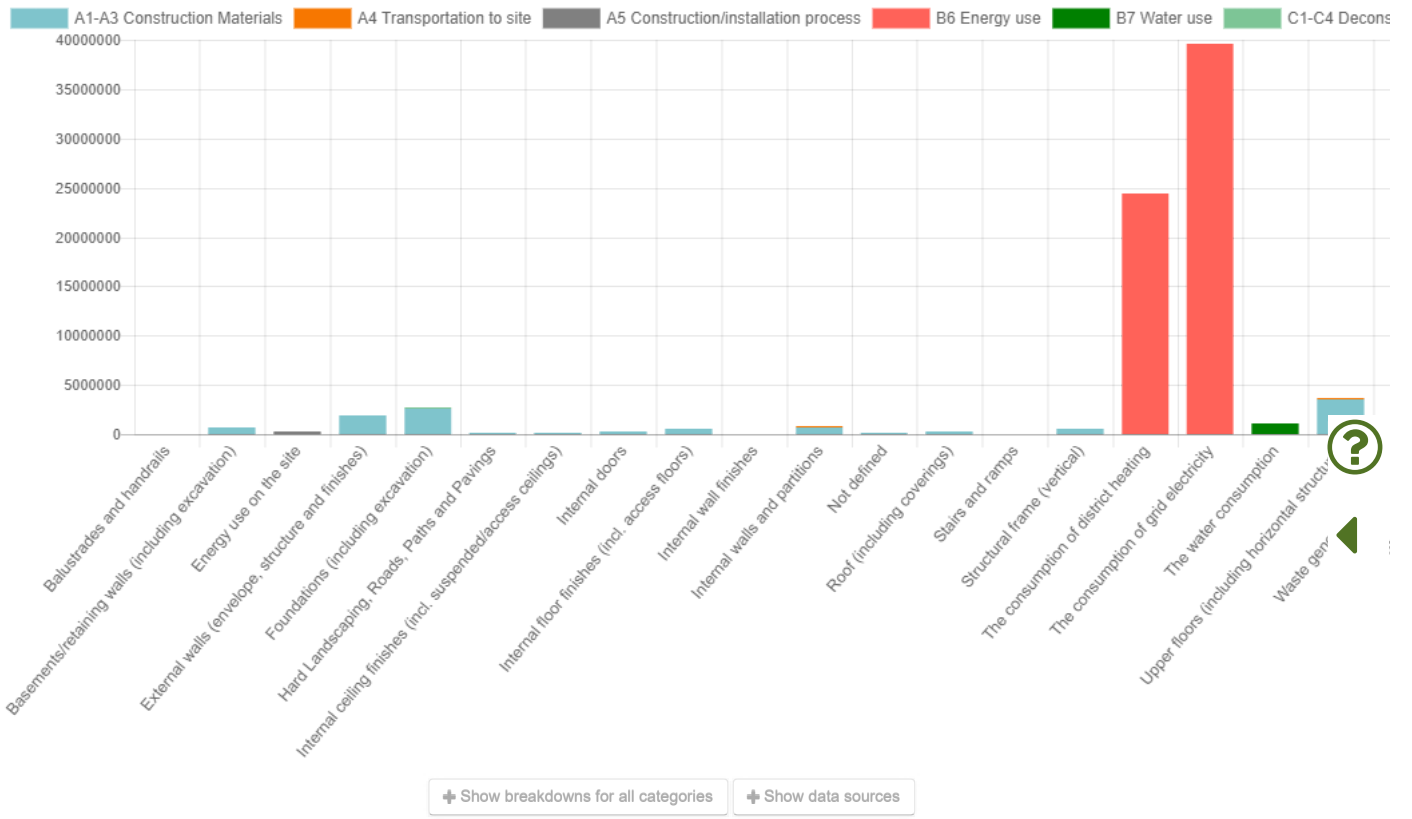


Global warming (GWP), grouped by Mat 01 element breakdown

Click on a category legend to hide/unhide [Download as image](#)

Datasets contain unclassified data (5) X





One Click LCA © and 360optimi © copyright Bionova Ltd | Version: 14.04.2018, Database version: 7.4

