

CTU_Laboratory

ErrorList

Hardcopy of ErrorList

0400	<p>Calculation of output value failed. Check the PID parameters.</p> <p>If automatic mode was active before the error occurred and ActivateRecoverMode = TRUE, PID_Compact outputs the configured substitute output value. As soon as the error is no longer pending, PID_Compact switches back to automatic mode.</p> <p>If pretuning or fine tuning mode was active before the error occurred and ActivateRecoverMode = TRUE, PID_Compact switches to the operating mode that is saved in the Mode parameter.</p>
0800	<p>Sampling time error: PID_Compact is not called within the sampling time of the cyclic interrupt OB.</p> <p>If automatic mode was active before the error occurred and ActivateRecoverMode = TRUE, PID_Compact remains in automatic mode.</p> <p>If pretuning or fine tuning mode was active before the error occurred and ActivateRecoverMode = TRUE, PID_Compact switches to the operating mode that is saved in the Mode parameter.</p> <p>If this error occurred during simulation with PLCSIM, see the notes under Simulating PID_Compact V2 with PLCSIM.</p>
1000	<p>Invalid value at "Setpoint" parameter: Value has an invalid number format.</p> <p>If automatic mode was active before the error occurred and ActivateRecoverMode = TRUE, PID_Compact outputs the configured substitute output value. As soon as the error is no longer pending, PID_Compact switches back to automatic mode.</p> <p>If pretuning or fine tuning mode was active before the error occurred and ActivateRecoverMode = TRUE, PID_Compact switches to the operating mode that is saved in the Mode parameter.</p>
10000	<p>Invalid value at ManualValue parameter. Value has an invalid number format.</p> <p>If ActivateRecoverMode = TRUE before an error occurred, PID_Compact uses SubstituteOutput as the output value. As soon as you specify a valid value in ManualValue, PID_Compact uses it as the output value.</p>
20000	<p>Invalid value at SubstituteOutput tag. Value has an invalid number format.</p> <p>PID_Compact uses the output value low limit as the output value.</p> <p>If automatic mode was active before the error occurred, ActivateRecoverMode = TRUE, and the error is no longer pending, PID_Compact switches back to automatic mode.</p>

3 ZPĚT
1 ZAVŘÍT
2 DALŠÍ

Name	ErrorList	Background color	192, 192, 192	Grid color	0, 0, 0
------	-----------	------------------	---------------	------------	---------

Number	4	Template	Tooltip
--------	---	----------	---------

Dynamizations\Event

Event name	Loaded
------------	--------

Function list\ResetBit

Tag	CTU_Labor_frekv_Enablebit
-----	---------------------------

Function list\ResetBit

Tag	CTU_Labor_logika_Enablebit
-----	----------------------------

Function list\ResetBit

Tag	CTU_Labor_pid_Enablebit
-----	-------------------------

Function list\SetTag

Tag	CTU_Generator_W_volba	Value	0
-----	-----------------------	-------	---

Function list\SetTag

Tag	PID_Volba_W	Value	0
-----	-------------	-------	---

Function list\SetTag

Tag	PID_Volba_regulatoru	Value	0
-----	----------------------	-------	---

Function list\SetBit

Tag	CTU_Lab_EnableBit
-----	-------------------

Function list\SetTag

Tag	PID_param_Mode	Value	0
-----	----------------	-------	---

Function list\SetTag

Tag	Generator_W_DB.Number	Value	0
-----	-----------------------	-------	---

Function list\ResetBit

Tag	Generator_W_DB.HarmSimulace
-----	-----------------------------

Function list\ResetBit

Tag	Generator_W_DB.HarmSimulaceStart
-----	----------------------------------

Rectangle_16

Type	Rectangle	Name	Rectangle_16	X position	0
Y position	0	Width	799	Height	479
Layer	0 - Layer_0	Background color	192, 192, 192	Border color	0, 0, 0

Rectangle_102

Type	Rectangle	Name	Rectangle_102	X position	1
Y position	1	Width	796	Height	477
Layer	0 - Layer_0	Background color	192, 192, 192	Border color	255, 255, 255

Rectangle_103

Type	Rectangle	Name	Rectangle_103	X position	3
Y position	3	Width	792	Height	473
Layer	0 - Layer_0	Background color	192, 192, 192	Border color	128, 128, 128

Rectangle_104

Type	Rectangle	Name	Rectangle_104	X position	4
Y position	4	Width	790	Height	471
Layer	0 - Layer_0	Background color	192, 192, 192	Border color	0, 0, 0

Rectangle_1

Type	Rectangle	Name	Rectangle_1	X position	197
Y position	431	Width	398	Height	43
Layer	0 - Layer_0	Background color	192, 192, 192	Border color	0, 0, 0

Rectangle_2

Type	Rectangle	Name	Rectangle_2	X position	198
------	-----------	------	-------------	------------	-----

Y position	432	Width	396	Height	41
Layer	0 - Layer_0	Background color	192, 192, 192	Border color	255, 255, 255

Rectangle_3

Type	Rectangle	Name	Rectangle_3	X position	200
Y position	434	Width	392	Height	37
Layer	0 - Layer_0	Background color	192, 192, 192	Border color	128, 128, 128

Rectangle_4

Type	Rectangle	Name	Rectangle_4	X position	201
Y position	435	Width	390	Height	35
Layer	0 - Layer_0	Background color	217, 217, 217	Border color	0, 0, 0

Button_1

Type	Button	Name	Button_1	X position	332
Y position	436	Width	128	Height	33
Mode	Text	Text OFF	ZAVŘÍT	Text ON	

Dynamizations\Event

Event name	Click
-------------------	-------

Function list\ActivateScreen

Screen name	Menu - L3 - PID-Autotuning	Object number	0
--------------------	----------------------------	----------------------	---

Button_2

Type	Button	Name	Button_2	X position	463
Y position	436	Width	127	Height	33
Mode	Text	Text OFF	DALŠÍ	Text ON	

Dynamizations\Event

Event name	Click
-------------------	-------

Function list\IncreaseTag

Tag	CTU_Data.ErrorHelpList	Value	1
------------	------------------------	--------------	---

Dynamizations\Visibility

Tag - Cycle	"CTU_Data.ErrorHelpList" -	Data type	Range	Start range	0
End range	1	Visibility	Visible		

Button_3

Type	Button	Name	Button_3	X position	202
Y position	436	Width	127	Height	33
Mode	Text	Text OFF	ZPĚT	Text ON	

Dynamizations\Event

Event name	Click
------------	-------

Function list\DecreaseTag

Tag	CTU_Data.ErrorHelpList	Value	1
-----	------------------------	-------	---

Dynamizations\Visibility

Tag - Cycle	"CTU_Data.ErrorHelpList" -	Data type	Range	Start range	1
End range	10	Visibility	Visible		

Graphic view_1

Type	Graphic view	Name	Graphic view_1	X position	13
Y position	36	Width	774	Height	362
Layer	0 - Layer_0	Graphic	Graphic_80	Fit graphic to size	Stretch graphic

Dynamizations\Visibility

Tag - Cycle	"CTU_Data.ErrorHelpList" -	Data type	Range	Start range	0
End range	0	Visibility	Visible		

Graphic view_2

Type	Graphic view	Name	Graphic view_2	X position	13
Y position	36	Width	772	Height	364
Layer	0 - Layer_0	Graphic	Graphic_81	Fit graphic to size	Stretch graphic

Dynamizations\Visibility

Tag - Cycle	"CTU_Data.ErrorHelpList" -	Data type	Range	Start range	1
End range	1	Visibility	Visible		

Graphic view_3

Type	Graphic view	Name	Graphic view_3	X position	12
Y position	36	Width	775	Height	364
Layer	0 - Layer_0	Graphic	Graphic_82	Fit graphic to size	Stretch graphic
Dynamizations\Visibility					
Tag - Cycle	"CTU_Data.ErrorHelpList" -	Data type	Range	Start range	2
End range	2	Visibility	Visible		

Rectangle_6

Type	Rectangle	Name	Rectangle_6	X position	328
Y position	435	Width	4	Height	35
Layer	0 - Layer_0	Background color	217, 217, 217	Border color	24, 28, 49

Rectangle_7

Type	Rectangle	Name	Rectangle_7	X position	460
Y position	435	Width	4	Height	35
Layer	0 - Layer_0	Background color	217, 217, 217	Border color	24, 28, 49

Rectangle_5

Type	Rectangle	Name	Rectangle_5	X position	7
Y position	6	Width	784	Height	423
Layer	0 - Layer_0	Background color	192, 192, 192	Border color	0, 0, 0

Rectangle_8

Type	Rectangle	Name	Rectangle_8	X position	8
Y position	7	Width	782	Height	421
Layer	0 - Layer_0	Background color	192, 192, 192	Border color	255, 255, 255

Rectangle_9

Type	Rectangle	Name	Rectangle_9	X position	10
Y position	9	Width	778	Height	417
Layer	0 - Layer_0	Background color	192, 192, 192	Border color	128, 128, 128

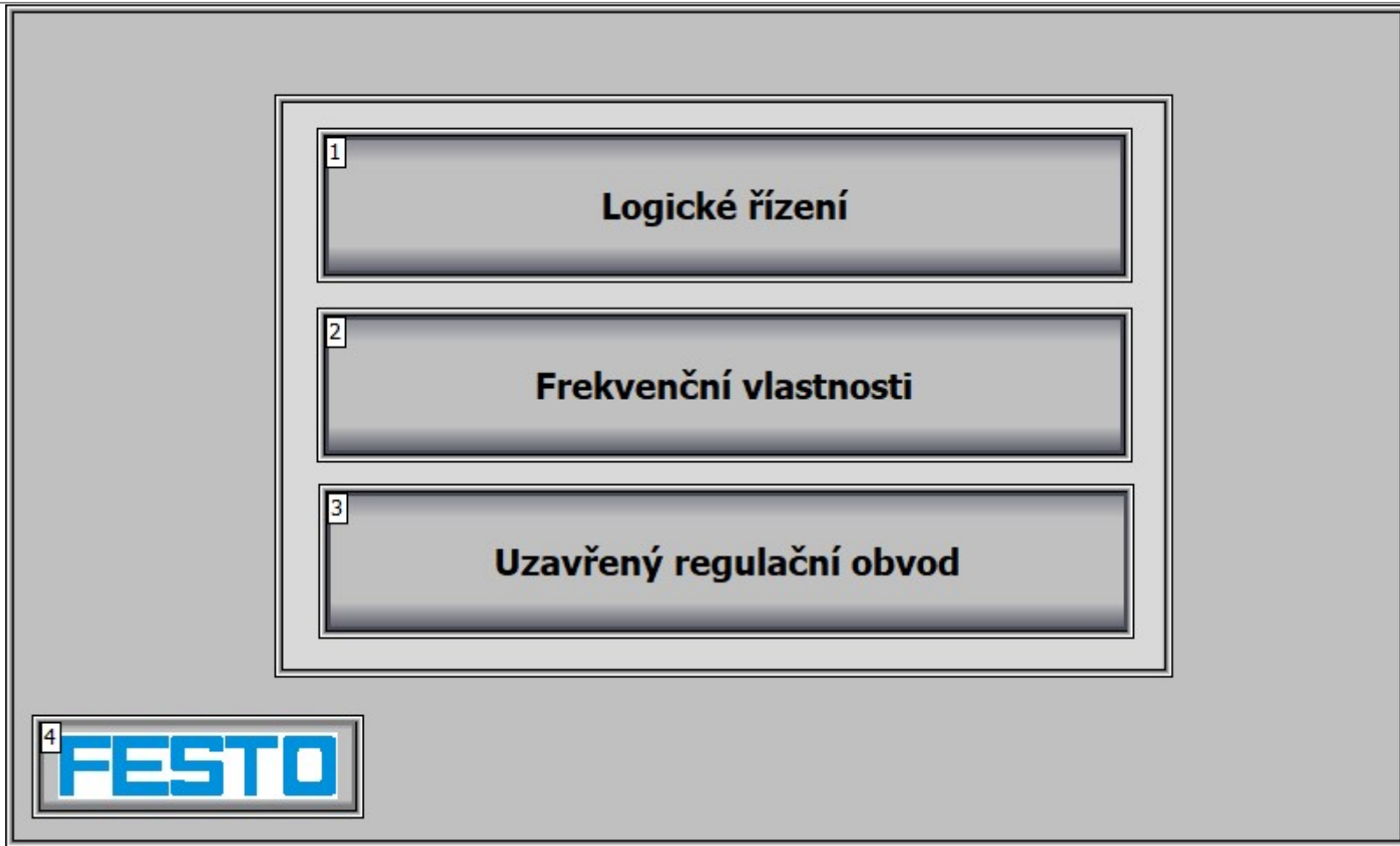
Rectangle_10

Type	Rectangle	Name	Rectangle_10	X position	11
Y position	10	Width	776	Height	415
Layer	0 - Layer_0	Background color	217, 217, 217	Border color	0, 0, 0

CTU_Laboratory

Menu

Hardcopy of Menu



Name	Menu	Background color	192, 192, 192	Grid color	0, 0, 0
------	------	------------------	---------------	------------	---------

Number	2	Template	Tooltip
--------	---	----------	---------

Dynamizations\Event

Event name	Loaded
------------	--------

Function list\ResetBit

Tag	CTU_Labor_frekv_Enablebit
-----	---------------------------

Function list\ResetBit

Tag	CTU_Labor_logika_Enablebit
-----	----------------------------

Function list\ResetBit

Tag	CTU_Labor_pid_Enablebit
-----	-------------------------

Function list\SetTag

Tag	CTU_Generator_W_volba	Value	0
-----	-----------------------	-------	---

Function list\SetTag

Tag	PID_Volba_W	Value	0
-----	-------------	-------	---

Function list\SetTag

Tag	PID_Volba_regulatoru	Value	0
-----	----------------------	-------	---

Function list\SetBit

Tag	CTU_Lab_EnableBit
-----	-------------------

Function list\SetTag

Tag	PID_param_Mode	Value	0
-----	----------------	-------	---

Function list\SetTag

Tag	Generator_W_DB.Number	Value	0
-----	-----------------------	-------	---

Function list\ResetBit

Tag	Generator_W_DB.HarmSimulace
-----	-----------------------------

Function list\ResetBit

Tag	Generator_W_DB.HarmSimulaceStart
-----	----------------------------------

Function list\StopLogging

Log type	Data log	Log	L3_UzavrenyRegulacniObvod
----------	----------	-----	---------------------------

Function list\ResetBit

Tag	CTU_Data.Frekv_ladeni_enable
-----	------------------------------

Function list\StopLogging

Log type	Data log	Log	L2_FrekvencniVlastnosti
----------	----------	-----	-------------------------

Function list\ResetBit

Tag	PID_Mereni_Show
-----	-----------------

Function list\ResetBit

Tag	CTU_Data.TrendViewOn/OFF
-----	--------------------------

Rectangle_6

Type	Rectangle	Name	Rectangle_6	X position	158
Y position	56	Width	500	Height	321
Layer	0 - Layer_0	Background color	217, 217, 217	Border color	24, 28, 49

Rectangle_16

Type	Rectangle	Name	Rectangle_16	X position	0
Y position	0	Width	799	Height	479
Layer	0 - Layer_0	Background color	192, 192, 192	Border color	0, 0, 0

Rectangle_102

Type	Rectangle	Name	Rectangle_102	X position	1
Y position	1	Width	796	Height	477
Layer	0 - Layer_0	Background color	192, 192, 192	Border color	255, 255, 255

Rectangle_103

Type	Rectangle	Name	Rectangle_103	X position	3
Y position	3	Width	792	Height	473
Layer	0 - Layer_0	Background color	192, 192, 192	Border color	128, 128, 128

Rectangle_104

Type	Rectangle	Name	Rectangle_104	X position	4
Y position	4	Width	790	Height	471
Layer	0 - Layer_0	Background color	192, 192, 192	Border color	0, 0, 0

Rectangle_20

Type	Rectangle	Name	Rectangle_20	X position	177
Y position	70	Width	464	Height	88
Layer	0 - Layer_0	Background color	192, 192, 192	Border color	0, 0, 0

Rectangle_37

Type	Rectangle	Name	Rectangle_37	X position	178
Y position	71	Width	462	Height	86
Layer	0 - Layer_0	Background color	192, 192, 192	Border color	255, 255, 255

Rectangle_38

Type	Rectangle	Name	Rectangle_38	X position	180
Y position	73	Width	458	Height	82
Layer	0 - Layer_0	Background color	192, 192, 192	Border color	128, 128, 128

Rectangle_39

Type	Rectangle	Name	Rectangle_39	X position	181
Y position	74	Width	456	Height	80

Layer	0 - Layer_0	Background color	192, 192, 192	Border color	0, 0, 0
--------------	-------------	-------------------------	---------------	---------------------	---------

Button_1

Type	Button	Name	Button_1	X position	182
Y position	75	Width	454	Height	78
Mode	Text	Text OFF	Logické řízení	Text ON	Logické řízení

Dynamizations\Event

Event name	Click
-------------------	-------

Function list\ActivateScreen

Screen name	Menu - L1- Logicke rizeni	Object number	0
--------------------	---------------------------	----------------------	---

Rectangle_1

Type	Rectangle	Name	Rectangle_1	X position	177
Y position	172	Width	464	Height	88
Layer	0 - Layer_0	Background color	192, 192, 192	Border color	0, 0, 0

Rectangle_2

Type	Rectangle	Name	Rectangle_2	X position	178
Y position	173	Width	462	Height	86
Layer	0 - Layer_0	Background color	192, 192, 192	Border color	255, 255, 255

Rectangle_3

Type	Rectangle	Name	Rectangle_3	X position	180
Y position	175	Width	458	Height	82
Layer	0 - Layer_0	Background color	192, 192, 192	Border color	128, 128, 128

Rectangle_4

Type	Rectangle	Name	Rectangle_4	X position	181
Y position	176	Width	456	Height	80
Layer	0 - Layer_0	Background color	192, 192, 192	Border color	0, 0, 0

Button_2

Type	Button	Name	Button_2	X position	182
Y position	177	Width	454	Height	78
Mode	Text	Text OFF	Frekvenční vlastnosti	Text ON	Frekvenční vlastnosti

Dynamizations\Event

Event name	Click
------------	-------

Function list\ActivateScreen

Screen name	Menu - L2 - Frekv-Volba	Object number	0
-------------	-------------------------	---------------	---

Rectangle_13

Type	Rectangle	Name	Rectangle_13	X position	178
Y position	272	Width	464	Height	88
Layer	0 - Layer_0	Background color	192, 192, 192	Border color	0, 0, 0

Rectangle_14

Type	Rectangle	Name	Rectangle_14	X position	179
Y position	273	Width	462	Height	86
Layer	0 - Layer_0	Background color	192, 192, 192	Border color	255, 255, 255

Rectangle_15

Type	Rectangle	Name	Rectangle_15	X position	181
Y position	275	Width	458	Height	82
Layer	0 - Layer_0	Background color	192, 192, 192	Border color	128, 128, 128

Rectangle_17

Type	Rectangle	Name	Rectangle_17	X position	182
Y position	276	Width	456	Height	80
Layer	0 - Layer_0	Background color	192, 192, 192	Border color	0, 0, 0

Button_3

Type	Button	Name	Button_3	X position	183
Y position	277	Width	455	Height	78

Mode	Text	Text OFF	Uzavřený regulační obvod	Text ON	Uzavřený regulační obvod
------	------	----------	--------------------------	---------	--------------------------

Dynamizations\Event

Event name	Click
------------	-------

Function list\ActivateScreen

Screen name	Menu - L3 - PID-Volba	Object number	0
-------------	-----------------------	---------------	---

Rectangle_7

Type	Rectangle	Name	Rectangle_7	X position	15
Y position	403	Width	189	Height	59
Layer	0 - Layer_0	Background color	192, 192, 192	Border color	0, 0, 0

Rectangle_8

Type	Rectangle	Name	Rectangle_8	X position	16
Y position	404	Width	187	Height	57
Layer	0 - Layer_0	Background color	192, 192, 192	Border color	255, 255, 255

Rectangle_10

Type	Rectangle	Name	Rectangle_10	X position	18
Y position	406	Width	183	Height	53
Layer	0 - Layer_0	Background color	192, 192, 192	Border color	128, 128, 128

Rectangle_11

Type	Rectangle	Name	Rectangle_11	X position	19
Y position	407	Width	181	Height	51
Layer	0 - Layer_0	Background color	192, 192, 192	Border color	0, 0, 0

btnLanguage_1

Type	Button	Name	btnLanguage_1	X position	20
Y position	407	Width	179	Height	50
Mode	Graphic	Text OFF	CTU Laboratory	Text ON	CTU Laboratory

Dynamizations\Event

Event name	Click
------------	-------

Function list\ActivateScreen

Screen name	SystemSettings	Object number	0
--------------------	----------------	----------------------	---

Rectangle_5

Type	Rectangle	Name	Rectangle_5	X position	153
Y position	51	Width	511	Height	331
Layer	0 - Layer_0	Background color	192, 192, 192	Border color	0, 0, 0

Rectangle_9

Type	Rectangle	Name	Rectangle_9	X position	154
Y position	52	Width	509	Height	329
Layer	0 - Layer_0	Background color	192, 192, 192	Border color	255, 255, 255

Rectangle_12

Type	Rectangle	Name	Rectangle_12	X position	156
Y position	54	Width	505	Height	325
Layer	0 - Layer_0	Background color	192, 192, 192	Border color	128, 128, 128

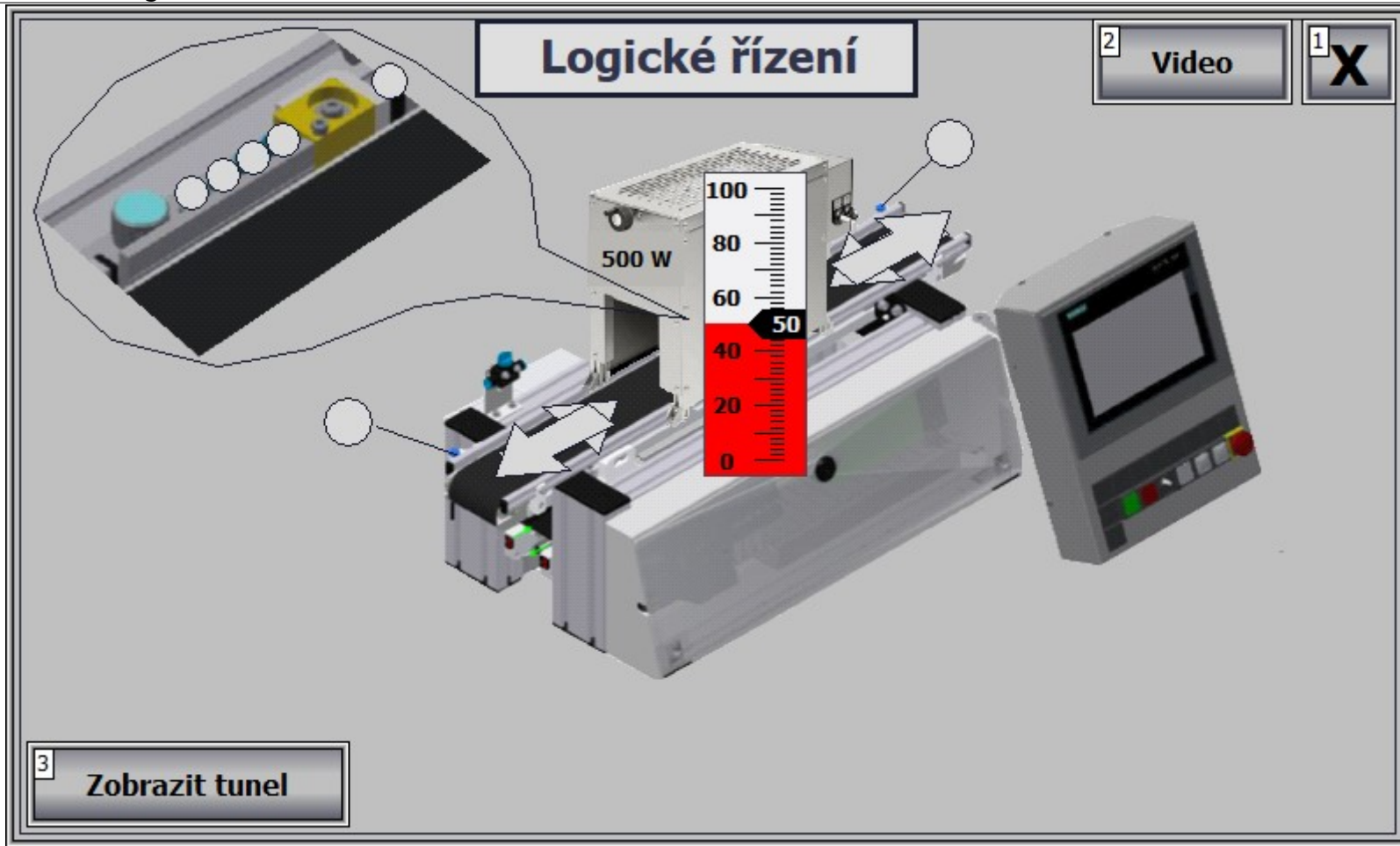
Rectangle_18

Type	Rectangle	Name	Rectangle_18	X position	157
Y position	55	Width	503	Height	323
Layer	0 - Layer_0	Background color	192, 192, 192	Border color	0, 0, 0

CTU_Laboratory

Menu - L1- Logicke rizeni

Hardcopy of Menu - L1- Logicke rizeni



Name

Menu - L1- Logicke rizeni

Background color

182, 182, 182

Grid color

0, 0, 0

Number	32	Template		Tooltip	
--------	----	----------	--	---------	--

Dynamizations\Event

Event name	Loaded				
------------	--------	--	--	--	--

Function list\SetBit

Tag	CTU_Labor_logika_Enablebit				
-----	----------------------------	--	--	--	--

Function list\ResetBit

Tag	CTU_Labor_frekv_Enablebit				
-----	---------------------------	--	--	--	--

Function list\ResetBit

Tag	CTU_Labor_pid_Enablebit				
-----	-------------------------	--	--	--	--

Rectangle_5

Type	Rectangle	Name	Rectangle_5	X position	8
Y position	8	Width	783	Height	463
Layer	0 - Layer_0	Background color	192, 192, 192	Border color	24, 28, 49

Line_11

Type	Line	Name	Line_11	X position	498
Y position	84	Width	32	Height	30
Layer	0 - Layer_0	Line width	1	Color	24, 28, 49
Background color	255, 255, 255				

Line_17

Type	Line	Name	Line_17	X position	209
Y position	238	Width	47	Height	17
Layer	0 - Layer_0	Line width	1	Color	24, 28, 49
Background color	255, 255, 255				

Circle_6

Type	Circle	Name	Circle_6	X position	523
Y position	65	Width	28	Height	28

Totally Integrated Automation Portal		
--------------------------------------	--	--

Radius	14	Background color	217, 217, 217	Border color	24, 28, 49
Dynamizations\Appearance					
Tag - Cycle	KONEC_DOPRAVNÍKU -	Data type	Range	Range	0..0
Foreground color	24, 28, 49	Background color	217, 217, 217	Flashing	No
Range	1..1	Foreground color	24, 28, 49	Background color	0, 255, 0
Flashing	No				

Circle_7

Type	Circle	Name	Circle_7	X position	181
Y position	223	Width	28	Height	28
Radius	14	Background color	217, 217, 217	Border color	24, 28, 49
Dynamizations\Appearance					
Tag - Cycle	ZAČÁTEK_DOPRAVNÍKU -	Data type	Range	Range	0..0
Foreground color	24, 28, 49	Background color	217, 217, 217	Flashing	No
Range	1..1	Foreground color	24, 28, 49	Background color	0, 255, 0
Flashing	No				

Circle_9

Type	Circle	Name	Circle_9	X position	208
Y position	33	Width	21	Height	21
Radius	10	Background color	217, 217, 217	Border color	24, 28, 49
Dynamizations\Appearance					
Tag - Cycle	STOPER_DOLE -	Data type	Range	Range	0..0
Foreground color	24, 28, 49	Background color	217, 217, 217	Flashing	No
Range	1..1	Foreground color	24, 28, 49	Background color	0, 255, 0
Flashing	No				
Dynamizations\Visibility					
Tag - Cycle	"CTU_Data.Logika_tunel" -	Data type	Range	Start range	0
End range	0	Visibility	Visible		

Circle_15

Type	Circle	Name	Circle_15	X position	148
Y position	67	Width	20	Height	20
Radius	10	Background color	217, 217, 217	Border color	24, 28, 49
Dynamizations\Appearance					
Tag - Cycle	POZICE -	Data type	Range	Range	0..0

--	--	--

Totally Integrated Automation Portal					
Foreground color	24, 28, 49	Background color	217, 217, 217	Flashing	No
Range	1..1	Foreground color	24, 28, 49	Background color	0, 255, 0
Flashing	No				
Dynamizations\Visibility					
Tag - Cycle	"CTU_Data.Logika_tunel" -	Data type	Range	Start range	0
End range	0	Visibility	Visible		
Rectangle_16					
Type	Rectangle	Name	Rectangle_16	X position	0
Y position	0	Width	799	Height	479
Layer	0 - Layer_0	Background color	192, 192, 192	Border color	0, 0, 0
Rectangle_102					
Type	Rectangle	Name	Rectangle_102	X position	1
Y position	1	Width	797	Height	477
Layer	0 - Layer_0	Background color	192, 192, 192	Border color	255, 255, 255
Rectangle_103					
Type	Rectangle	Name	Rectangle_103	X position	3
Y position	3	Width	793	Height	473
Layer	0 - Layer_0	Background color	192, 192, 192	Border color	128, 128, 128
Rectangle_104					
Type	Rectangle	Name	Rectangle_104	X position	4
Y position	4	Width	791	Height	471
Layer	0 - Layer_0	Background color	192, 192, 192	Border color	0, 0, 0
Polygon_3					
Type	Polygon	Name	Polygon_3	X position	280
Y position	224	Width	68	Height	42
Layer	0 - Layer_0	Background color	217, 217, 217	Border color	24, 28, 49
Dynamizations\Appearance					
Tag - Cycle	Logika_Pas_Doprava -	Data type	Range	Range	0..0
Foreground color	24, 28, 49	Background color	217, 217, 217	Flashing	No
Range	1..1	Foreground color	24, 28, 49	Background color	0, 255, 0

Flashing Yes

Dynamizations\Visibility

Tag - Cycle	Logika_Pas_Doprava -	Data type	Range	Start range	0
End range	0	Visibility	Invisible		

Polygon_4

Type	Polygon	Name	Polygon_4	X position	468
Y position	118	Width	68	Height	42
Layer	0 - Layer_0	Background color	217, 217, 217	Border color	24, 28, 49

Dynamizations\Appearance

Tag - Cycle	Logika_Pas_Doleva -	Data type	Range	Range	0..0
Foreground color	24, 28, 49	Background color	0, 255, 0	Flashing	No
Range	1..1	Foreground color	24, 28, 49	Background color	0, 255, 0
Flashing	Yes				

Dynamizations\Visibility

Tag - Cycle	Logika_Pas_Doleva -	Data type	Range	Start range	0
End range	0	Visibility	Invisible		

Polygon_5

Type	Polygon	Name	Polygon_5	X position	469
Y position	117	Width	68	Height	42
Layer	0 - Layer_0	Background color	217, 217, 217	Border color	24, 28, 49

Dynamizations\Appearance

Tag - Cycle	Logika_Pas_Doprava -	Data type	Range	Range	0..0
Foreground color	24, 28, 49	Background color	217, 217, 217	Flashing	No
Range	1..1	Foreground color	24, 28, 49	Background color	0, 255, 0
Flashing	Yes				

Dynamizations\Visibility

Tag - Cycle	Logika_Pas_Doprava -	Data type	Range	Start range	0
End range	0	Visibility	Invisible		

Polygon_6

Type	Polygon	Name	Polygon_6	X position	278
Y position	226	Width	68	Height	42
Layer	0 - Layer_0	Background color	217, 217, 217	Border color	24, 28, 49

Dynamizations\Appearance

Tag - Cycle	Logika_Pas_Doleva -	Data type	Range	Range	0..0
Foreground color	24, 28, 49	Background color	0, 255, 0	Flashing	No
Range	1..1	Foreground color	24, 28, 49	Background color	0, 255, 0
Flashing	Yes				

Dynamizations\Visibility

Tag - Cycle	Logika_Pas_Doleva -	Data type	Range	Start range	0
End range	0	Visibility	Invisible		

Circle_1

Type	Circle	Name	Circle_1	X position	131
Y position	77	Width	20	Height	20
Radius	10	Background color	217, 217, 217	Border color	24, 28, 49

Dynamizations\Appearance

Tag - Cycle	xBG2_BCD1(1) -	Data type	Range	Range	0..0
Foreground color	24, 28, 49	Background color	217, 217, 217	Flashing	No
Range	1..1	Foreground color	24, 28, 49	Background color	0, 255, 0
Flashing	No				

Dynamizations\Visibility

Tag - Cycle	"CTU_Data.Logika_tunel" -	Data type	Range	Start range	0
End range	0	Visibility	Visible		

Circle_2

Type	Circle	Name	Circle_2	X position	114
Y position	87	Width	20	Height	20
Radius	10	Background color	217, 217, 217	Border color	24, 28, 49

Dynamizations\Appearance

Tag - Cycle	xBG3_BCD2(1) -	Data type	Range	Range	0..0
Foreground color	24, 28, 49	Background color	217, 217, 217	Flashing	No
Range	1..1	Foreground color	24, 28, 49	Background color	0, 255, 0
Flashing	No				

Dynamizations\Visibility

Tag - Cycle	"CTU_Data.Logika_tunel" -	Data type	Range	Start range	0
End range	0	Visibility	Visible		

Circle_3

Type	Circle	Name	Circle_3	X position	96
Y position	97	Width	20	Height	20
Radius	10	Background color	217, 217, 217	Border color	24, 28, 49
Dynamizations\Appearance					
Tag - Cycle	xBG4_BCD3(1) -	Data type	Range	Range	0..0
Foreground color	24, 28, 49	Background color	217, 217, 217	Flashing	No
Range	1..1	Foreground color	24, 28, 49	Background color	0, 255, 0
Flashing	No				
Dynamizations\Visibility					
Tag - Cycle	"CTU_Data.Logika_tunel" -	Data type	Range	Start range	0
End range	0	Visibility	Visible		

Polyline_1

Type	Polyline	Name	Polyline_1	X position	16
Y position	13	Width	373	Height	192
Layer	0 - Layer_0	Line width	1	Color	24, 28, 49
Background color	255, 255, 255				
Dynamizations\Visibility					
Tag - Cycle	"CTU_Data.Logika_tunel" -	Data type	Range	Start range	0
End range	0	Visibility	Visible		

Symbolic I/O field_3

Type	Symbolic I/O field	Name	Symbolic I/O field_3	X position	331
Y position	129	Width	55	Height	31
Layer	0 - Layer_0	Mode	Output	Font	Tahoma, 12px, style=Bold
Text list	CTU_vykon_pece				
Dynamizations\Tag connection					
Property name	Process value	Tag	CTU_Vykon_pece		
Dynamizations\Visibility					
Tag - Cycle	"CTU_Data.Logika_tunel" -	Data type	Range	Start range	0
End range	0	Visibility	Invisible		

Rectangle_4

Type	Rectangle	Name	Rectangle_4	X position	737
------	-----------	------	-------------	------------	-----

Y position	8	Width	54	Height	49
Layer	0 - Layer_0	Background color	192, 192, 192	Border color	0, 0, 0

Rectangle_6

Type	Rectangle	Name	Rectangle_6	X position	738
Y position	9	Width	52	Height	47
Layer	0 - Layer_0	Background color	192, 192, 192	Border color	255, 255, 255

Rectangle_7

Type	Rectangle	Name	Rectangle_7	X position	740
Y position	11	Width	48	Height	43
Layer	0 - Layer_0	Background color	192, 192, 192	Border color	128, 128, 128

Rectangle_8

Type	Rectangle	Name	Rectangle_8	X position	741
Y position	12	Width	46	Height	41
Layer	0 - Layer_0	Background color	217, 217, 217	Border color	0, 0, 0

Button_5

Type	Button	Name	Button_5	X position	741
Y position	12	Width	47	Height	42
Mode	Text	Text OFF	X	Text ON	

Dynamizations\Event

Event name	Click
-------------------	-------

Function list\ActivateScreen

Screen name	Menu	Object number	0
--------------------	------	----------------------	---

Rectangle_9

Type	Rectangle	Name	Rectangle_9	X position	618
Y position	8	Width	114	Height	49
Layer	0 - Layer_0	Background color	192, 192, 192	Border color	0, 0, 0

Rectangle_10

Type	Rectangle	Name	Rectangle_10	X position	619
Y position	9	Width	112	Height	47
Layer	0 - Layer_0	Background color	192, 192, 192	Border color	255, 255, 255

Rectangle_11

Type	Rectangle	Name	Rectangle_11	X position	621
Y position	11	Width	108	Height	43
Layer	0 - Layer_0	Background color	192, 192, 192	Border color	128, 128, 128

Rectangle_12

Type	Rectangle	Name	Rectangle_12	X position	622
Y position	12	Width	106	Height	41
Layer	0 - Layer_0	Background color	217, 217, 217	Border color	0, 0, 0

Button_19

Type	Button	Name	Button_19	X position	622
Y position	12	Width	106	Height	42
Mode	Text	Text OFF	Video	Text ON	

Dynamizations\Event

Event name	Press
------------	-------

Function list\StartProgram

Program name	\\flash\Addon\ceplayer.exe	Program parameters	\\storage Card USB\pec.wmv	Display mode	Normal
Wait for program to end	No				

Graphic view_1

Type	Graphic view	Name	Graphic view_1	X position	13
Y position	10	Width	265	Height	191
Layer	0 - Layer_0	Graphic	Graphic_69	Fit graphic to size	Stretch graphic

Dynamizations\Visibility

Tag - Cycle	"CTU_Data.Logika_tunel" -	Data type	Range	Start range	0
-------------	---------------------------	-----------	-------	-------------	---

End range	0	Visibility	Visible
-----------	---	------------	---------

Graphic view_5

Type	Graphic view	Name	Graphic view_5	X position	206
Y position	73	Width	526	Height	318
Layer	0 - Layer_0	Graphic	Graphic_74	Fit graphic to size	Stretch graphic

Graphic view_2

Type	Graphic view	Name	Graphic view_2	X position	209
Y position	66	Width	509	Height	318
Layer	0 - Layer_0	Graphic	Graphic_76	Fit graphic to size	Stretch graphic

Dynamizations\Visibility

Tag - Cycle	"CTU_Data.Logika_tunel" -	Data type	Range	Start range	0
End range	0	Visibility	Invisible		

Rectangle_1

Type	Rectangle	Name	Rectangle_1	X position	12
Y position	418	Width	184	Height	49
Layer	0 - Layer_0	Background color	192, 192, 192	Border color	0, 0, 0

Rectangle_2

Type	Rectangle	Name	Rectangle_2	X position	13
Y position	419	Width	182	Height	47
Layer	0 - Layer_0	Background color	192, 192, 192	Border color	255, 255, 255

Rectangle_3

Type	Rectangle	Name	Rectangle_3	X position	15
Y position	421	Width	178	Height	43
Layer	0 - Layer_0	Background color	192, 192, 192	Border color	128, 128, 128

Rectangle_13

Type	Rectangle	Name	Rectangle_13	X position	16
Y position	422	Width	176	Height	41
Layer	0 - Layer_0	Background color	217, 217, 217	Border color	0, 0, 0

Switch_1

Type	Switch	Name	Switch_1	X position	16
Y position	422	Width	176	Height	41
Layer	0 - Layer_0	Mode	Switch with text		

Dynamizations\Tag connection

Property name	Process value	Tag	PID_Mereni_Show
---------------	---------------	-----	-----------------

Dynamizations\Event

Event name	Change
------------	--------

Function list\InvertBit

Tag	CTU_Data.Logika_tunel
-----	-----------------------

Rectangle_14

Type	Rectangle	Name	Rectangle_14	X position	267
Y position	8	Width	252	Height	45
Layer	0 - Layer_0	Background color	223, 223, 223	Border color	24, 28, 49

Text field_5

Type	Text field	Name	Text field_5	X position	301
Y position	11	Width	200	Height	35
Layer	0 - Layer_0	Font	Tahoma, 26px, style=Bold	Text	Logické řízení

Bar_2

Type	Bar	Name	Bar_2	Y position	95
X position	397	Width	59	Height	173
Maximum value	100	Minimum value	0	Process value	0

Dynamizations\Tag connection

Property name	Process value	Tag	"y [°C]"
---------------	---------------	-----	----------

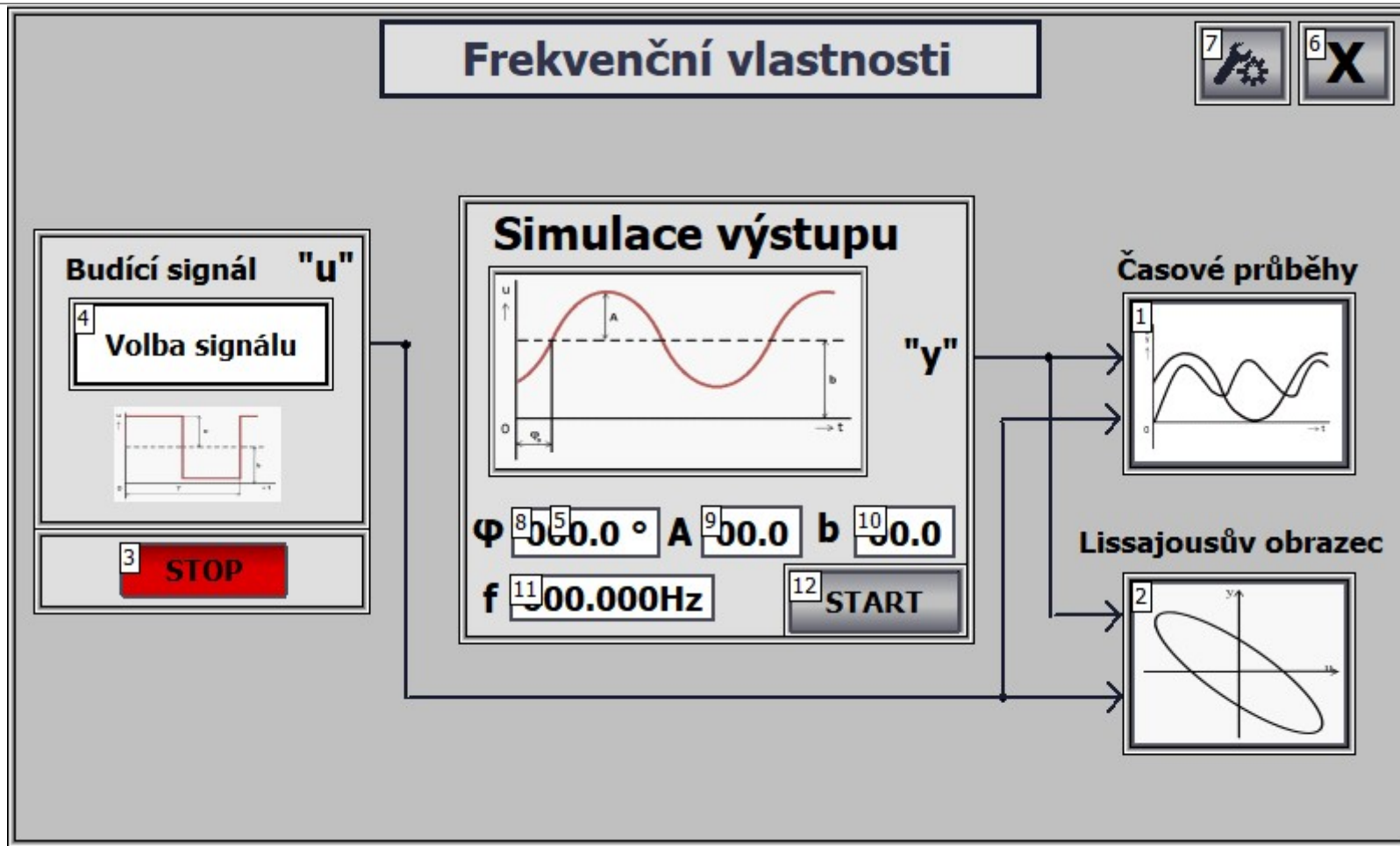
Dynamizations\Visibility

Tag - Cycle	"CTU_Data.Logika_tunel" -	Data type	Range	Start range	0
End range	0	Visibility	Invisible		

CTU_Laboratory

Menu - L2 - Frekv-Volba

Hardcopy of Menu - L2 - Frekv-Volba



Name	Menu - L2 - Frekv-Volba	Background color	182, 182, 182	Grid color	0, 0, 0
------	-------------------------	------------------	---------------	------------	---------

Number	35	Template		Tooltip	
---------------	----	-----------------	--	----------------	--

Dynamizations\Event

Event name	Loaded
-------------------	--------

Function list\SetBit

Tag	CTU_Labor_frekv_Enablebit
------------	---------------------------

Function list\ResetBit

Tag	CTU_Labor_logika_Enablebit
------------	----------------------------

Function list\ResetBit

Tag	CTU_Labor_pid_Enablebit
------------	-------------------------

Function list\SetTag

Tag	PID_Volba_W	Value	2
------------	-------------	--------------	---

Function list\SetTag

Tag	PID_param_Mode	Value	4
------------	----------------	--------------	---

Function list\StartLogging

Log type	Data log	Log	L2_FrekvencniVlastnosti
-----------------	----------	------------	-------------------------

Function list\ResetBit

Tag	CTU_Data.TrendViewURObit
------------	--------------------------

Line_25

Type	Line	Name	Line_25	X position	190
Y position	192	Width	61	Height	0
Layer	0 - Layer_0	Line width	2	Color	24, 28, 49
Background color	255, 255, 255				

Line_26

Type	Line	Name	Line_26	X position	246
Y position	192	Width	8	Height	9
Layer	0 - Layer_0	Line width	2	Color	24, 28, 49
Background color	255, 255, 255				

Line_27

Type	Line	Name	Line_27	X position	247
Y position	184	Width	8	Height	8
Layer	0 - Layer_0	Line width	2	Color	24, 28, 49
Background color	255, 255, 255				

Rectangle_7

Type	Rectangle	Name	Rectangle_7	X position	212
Y position	8	Width	377	Height	45
Layer	0 - Layer_0	Background color	223, 223, 223	Border color	24, 28, 49

Text field_5

Type	Text field	Name	Text field_5	X position	256
Y position	12	Width	318	Height	35
Layer	0 - Layer_0	Font	Tahoma, 26px, style=Bold	Text	Frekvenční vlastnosti

Line_1

Type	Line	Name	Line_1	X position	546
Y position	200	Width	86	Height	0
Layer	0 - Layer_0	Line width	2	Color	24, 28, 49
Background color	255, 255, 255				

Line_2

Type	Line	Name	Line_2	X position	626
Y position	200	Width	8	Height	9
Layer	0 - Layer_0	Line width	2	Color	24, 28, 49
Background color	255, 255, 255				

Line_3

Type	Line	Name	Line_3	X position	626
Y position	192	Width	8	Height	8
Layer	0 - Layer_0	Line width	2	Color	24, 28, 49
Background color	255, 255, 255				

Text field_6

Type	Text field	Name	Text field_6	X position	598
Y position	292	Width	197	Height	25
Layer	0 - Layer_0	Font	Tahoma, 17px, style=Bold	Text	Lissajousův obrazec

Text field_7

Type	Text field	Name	Text field_7	X position	622
Y position	137	Width	156	Height	25
Layer	0 - Layer_0	Font	Tahoma, 17px, style=Bold	Text	Časové průběhy

Line_4

Type	Line	Name	Line_4	X position	566
Y position	234	Width	66	Height	1
Layer	0 - Layer_0	Line width	2	Color	24, 28, 49
Background color	255, 255, 255				

Line_5

Type	Line	Name	Line_5	X position	625
Y position	234	Width	8	Height	9
Layer	0 - Layer_0	Line width	2	Color	24, 28, 49
Background color	255, 255, 255				

Line_6

Type	Line	Name	Line_6	X position	625
Y position	226	Width	8	Height	8
Layer	0 - Layer_0	Line width	2	Color	24, 28, 49
Background color	255, 255, 255				

Line_7

Type	Line	Name	Line_7	X position	593
Y position	199	Width	1	Height	148
Layer	0 - Layer_0	Line width	2	Color	24, 28, 49
Background color	255, 255, 255				

Line_12

Type	Line	Name	Line_12	X position	596
Y position	346	Width	38	Height	0
Layer	0 - Layer_0	Line width	2	Color	24, 28, 49
Background color	255, 255, 255				

Line_13

Type	Line	Name	Line_13	X position	625
Y position	346	Width	8	Height	9
Layer	0 - Layer_0	Line width	2	Color	24, 28, 49
Background color	255, 255, 255				

Line_14

Type	Line	Name	Line_14	X position	625
Y position	338	Width	8	Height	8
Layer	0 - Layer_0	Line width	2	Color	24, 28, 49
Background color	255, 255, 255				

Ellipse_1

Type	Ellipse	Name	Ellipse_1	X position	590
Y position	197	Width	6	Height	6
Layer	0 - Layer_0	Background color	0, 0, 0	Border color	24, 28, 49

Ellipse_2

Type	Ellipse	Name	Ellipse_2	X position	564
Y position	390	Width	6	Height	6
Layer	0 - Layer_0	Background color	0, 0, 0	Border color	24, 28, 49

Line_8

Type	Line	Name	Line_8	X position	227
Y position	191	Width	0	Height	202
Layer	0 - Layer_0	Line width	2	Color	24, 28, 49
Background color	255, 255, 255				

Line_10

Type	Line	Name	Line_10	X position	228
Y position	393	Width	412	Height	0
Layer	0 - Layer_0	Line width	2	Color	24, 28, 49
Background color	255, 255, 255				

Line_11

Type	Line	Name	Line_11	X position	566
Y position	236	Width	1	Height	156
Layer	0 - Layer_0	Line width	2	Color	24, 28, 49
Background color	255, 255, 255				

Line_15

Type	Line	Name	Line_15	X position	626
Y position	392	Width	8	Height	9
Layer	0 - Layer_0	Line width	2	Color	24, 28, 49
Background color	255, 255, 255				

Line_16

Type	Line	Name	Line_16	X position	626
Y position	384	Width	8	Height	8
Layer	0 - Layer_0	Line width	2	Color	24, 28, 49
Background color	255, 255, 255				

Ellipse_3

Type	Ellipse	Name	Ellipse_3	X position	224
Y position	190	Width	6	Height	6
Layer	0 - Layer_0	Background color	0, 0, 0	Border color	24, 28, 49

Rectangle_16

Type	Rectangle	Name	Rectangle_16	X position	0
Y position	1	Width	799	Height	478
Layer	0 - Layer_0	Background color	192, 192, 192	Border color	0, 0, 0

Rectangle_102

Type	Rectangle	Name	Rectangle_102	X position	1
Y position	2	Width	797	Height	476
Layer	0 - Layer_0	Background color	192, 192, 192	Border color	255, 255, 255

Rectangle_103

Type	Rectangle	Name	Rectangle_103	X position	3
Y position	4	Width	793	Height	472
Layer	0 - Layer_0	Background color	192, 192, 192	Border color	128, 128, 128

Rectangle_104

Type	Rectangle	Name	Rectangle_104	X position	4
Y position	5	Width	791	Height	470
Layer	0 - Layer_0	Background color	192, 192, 192	Border color	0, 0, 0

Rectangle_1

Type	Rectangle	Name	Rectangle_1	X position	635
Y position	163	Width	133	Height	104
Layer	0 - Layer_0	Background color	192, 192, 192	Border color	0, 0, 0

Rectangle_2

Type	Rectangle	Name	Rectangle_2	X position	636
Y position	164	Width	131	Height	102
Layer	0 - Layer_0	Background color	192, 192, 192	Border color	255, 255, 255

Rectangle_3

Type	Rectangle	Name	Rectangle_3	X position	638
Y position	166	Width	127	Height	98

Layer	0 - Layer_0	Background color	192, 192, 192	Border color	128, 128, 128
--------------	-------------	-------------------------	---------------	---------------------	---------------

Rectangle_4

Type	Rectangle	Name	Rectangle_4	X position	639
Y position	167	Width	125	Height	96
Layer	0 - Layer_0	Background color	192, 192, 192	Border color	0, 0, 0

Button_1

Type	Button	Name	Button_1	X position	640
Y position	168	Width	123	Height	94
Mode	Graphic	Text OFF	Lissajousův obrazec	Text ON	

Dynamizations\Event

Event name	Click
-------------------	-------

Function list\ActivateScreen

Screen name	Menu - L2 - VolbaGrafu	Object number	0
--------------------	------------------------	----------------------	---

Function list\SetBit

Tag	CTU_parametry.Frekv_caspr
------------	---------------------------

Function list\SetTag

Tag	CTU_Data.VolbHarm	Value	0
------------	-------------------	--------------	---

Rectangle_12

Type	Rectangle	Name	Rectangle_12	X position	635
Y position	322	Width	133	Height	104
Layer	0 - Layer_0	Background color	192, 192, 192	Border color	0, 0, 0

Rectangle_13

Type	Rectangle	Name	Rectangle_13	X position	636
Y position	323	Width	131	Height	102
Layer	0 - Layer_0	Background color	192, 192, 192	Border color	255, 255, 255

Rectangle_14

Type	Rectangle	Name	Rectangle_14	X position	638
Y position	325	Width	127	Height	98
Layer	0 - Layer_0	Background color	192, 192, 192	Border color	128, 128, 128

Rectangle_15

Type	Rectangle	Name	Rectangle_15	X position	639
Y position	326	Width	125	Height	96
Layer	0 - Layer_0	Background color	192, 192, 192	Border color	0, 0, 0

Button_3

Type	Button	Name	Button_3	X position	640
Y position	327	Width	123	Height	94
Mode	Graphic	Text OFF	Lissajousův obrazec	Text ON	

Dynamizations\Event

Event name	Click
------------	-------

Function list\ActivateScreen

Screen name	Menu - L2 - VolbaGrafu	Object number	0
-------------	------------------------	---------------	---

Function list\SetBit

Tag	CTU_parametry.Frekv_lisajl
-----	----------------------------

Function list\SetTag

Tag	CTU_Data.VolbHarm	Value	1
-----	-------------------	-------	---

Rectangle_6

Type	Rectangle	Name	Rectangle_6	X position	15
Y position	127	Width	192	Height	171
Layer	0 - Layer_0	Background color	192, 192, 192	Border color	0, 0, 0

Rectangle_11

Type	Rectangle	Name	Rectangle_11	X position	16
Y position	128	Width	190	Height	169
Layer	0 - Layer_0	Background color	192, 192, 192	Border color	255, 255, 255

Rectangle_17

Type	Rectangle	Name	Rectangle_17	X position	18
Y position	130	Width	186	Height	165
Layer	0 - Layer_0	Background color	192, 192, 192	Border color	128, 128, 128

Rectangle_18

Type	Rectangle	Name	Rectangle_18	X position	19
Y position	131	Width	184	Height	163
Layer	0 - Layer_0	Background color	223, 223, 223	Border color	0, 0, 0

Text field_3

Type	Text field	Name	Text field_3	X position	30
Y position	137	Width	139	Height	25
Layer	0 - Layer_0	Font	Tahoma, 17px, style=Bold	Text	Budící signál

Text field_8

Type	Text field	Name	Text field_8	X position	162
Y position	134	Width	41	Height	29
Layer	0 - Layer_0	Font	Tahoma, 21px, style=Bold	Text	"u"

Rectangle_19

Type	Rectangle	Name	Rectangle_19	X position	15
Y position	297	Width	192	Height	49
Layer	0 - Layer_0	Background color	192, 192, 192	Border color	0, 0, 0

Dynamizations\Visibility

Tag - Cycle	CTU_Generator_W_volba -	Data type	Range	Start range	1
End range	4	Visibility	Visible		

Rectangle_20

Type	Rectangle	Name	Rectangle_20	X position	16
Y position	298	Width	190	Height	47
Layer	0 - Layer_0	Background color	192, 192, 192	Border color	255, 255, 255
Dynamizations\Visibility					
Tag - Cycle	CTU_Generator_W_volba -	Data type	Range	Start range	1
End range	4	Visibility	Visible		

Rectangle_21

Type	Rectangle	Name	Rectangle_21	X position	18
Y position	300	Width	186	Height	43
Layer	0 - Layer_0	Background color	192, 192, 192	Border color	128, 128, 128
Dynamizations\Visibility					
Tag - Cycle	CTU_Generator_W_volba -	Data type	Range	Start range	1
End range	4	Visibility	Visible		

Rectangle_22

Type	Rectangle	Name	Rectangle_22	X position	19
Y position	301	Width	184	Height	41
Layer	0 - Layer_0	Background color	223, 223, 223	Border color	0, 0, 0
Dynamizations\Visibility					
Tag - Cycle	CTU_Generator_W_volba -	Data type	Range	Start range	1
End range	4	Visibility	Visible		

Button_2

Type	Button	Name	Button_2	X position	64
Y position	305	Width	96	Height	32
Mode	Text	Text OFF	STOP	Text ON	

Dynamizations\Event					
Event name	Click				

Function list\SetTag

Tag	CTU_Generator_W_volba	Value	0
-----	-----------------------	-------	---

Dynamizations\Visibility

Tag - Cycle	CTU_Generator_W_volba -	Data type	Range	Start range	1
End range	4	Visibility	Visible		

Rectangle_23

Type	Rectangle	Name	Rectangle_23	X position	35
Y position	166	Width	151	Height	53
Layer	0 - Layer_0	Background color	192, 192, 192	Border color	0, 0, 0

Rectangle_24

Type	Rectangle	Name	Rectangle_24	X position	36
Y position	167	Width	149	Height	51
Layer	0 - Layer_0	Background color	192, 192, 192	Border color	255, 255, 255

Rectangle_25

Type	Rectangle	Name	Rectangle_25	X position	38
Y position	169	Width	145	Height	47
Layer	0 - Layer_0	Background color	192, 192, 192	Border color	128, 128, 128

Rectangle_26

Type	Rectangle	Name	Rectangle_26	X position	39
Y position	170	Width	143	Height	45
Layer	0 - Layer_0	Background color	192, 192, 192	Border color	0, 0, 0

Button_4

Type	Button	Name	Button_4	X position	38
Y position	169	Width	145	Height	47
Mode	Text	Text OFF	Volba signálu	Text ON	

Dynamizations\Event

Event name	Click
------------	-------

Function list\ShowPopupScreen

Name of the screen	Generator_MENU	X coordinate	45	Y coordinate	20
Display mode	Toggle	Animation	Off	Animation speed	Medium

Graphic view_10

Type	Graphic view	Name	Graphic view_10	X position	61
Y position	228	Width	95	Height	53
Layer	0 - Layer_0	Graphic	content_UC2_6180_obr1_jpg	Fit graphic to size	Stretch graphic
Dynamizations\Visibility					
Tag - Cycle	CTU_Generator_W_volba -	Data type	Range	Start range	1
End range	1	Visibility	Visible		

Graphic view_6

Type	Graphic view	Name	Graphic view_6	X position	62
Y position	228	Width	94	Height	53
Layer	0 - Layer_0	Graphic	CUSTOM	Fit graphic to size	Stretch graphic
Dynamizations\Visibility					
Tag - Cycle	CTU_Generator_W_volba -	Data type	Range	Start range	4
End range	4	Visibility	Visible		

Graphic view_7

Type	Graphic view	Name	Graphic view_7	X position	61
Y position	228	Width	95	Height	53
Layer	0 - Layer_0	Graphic	sin	Fit graphic to size	Stretch graphic
Dynamizations\Visibility					
Tag - Cycle	CTU_Generator_W_volba -	Data type	Range	Start range	2
End range	2	Visibility	Visible		

Graphic view_9

Type	Graphic view	Name	Graphic view_9	X position	61
Y position	229	Width	95	Height	53
Layer	0 - Layer_0	Graphic	content_Casovy_prubeh_stridave_pe- riodicke_neharmonicke_veliciny_2	Fit graphic to size	Stretch graphic
Dynamizations\Visibility					
Tag - Cycle	CTU_Generator_W_volba -	Data type	Range	Start range	3
End range	3	Visibility	Visible		

Rectangle_5

Type	Rectangle	Name	Rectangle_5	X position	257
------	-----------	------	-------------	------------	-----

Y position	108	Width	294	Height	255
Layer	0 - Layer_0	Background color	192, 192, 192	Border color	0, 0, 0

Rectangle_8

Type	Rectangle	Name	Rectangle_8	X position	258
Y position	109	Width	292	Height	253
Layer	0 - Layer_0	Background color	192, 192, 192	Border color	255, 255, 255

Rectangle_9

Type	Rectangle	Name	Rectangle_9	X position	260
Y position	111	Width	288	Height	249
Layer	0 - Layer_0	Background color	192, 192, 192	Border color	128, 128, 128

Rectangle_10

Type	Rectangle	Name	Rectangle_10	X position	261
Y position	112	Width	286	Height	247
Layer	0 - Layer_0	Background color	223, 223, 223	Border color	0, 0, 0

Text field_4

Type	Text field	Name	Text field_4	X position	507
Y position	183	Width	42	Height	29
Layer	0 - Layer_0	Font	Tahoma, 21px, style=Bold	Text	"y"

Text field_1

Type	Text field	Name	Text field_1	X position	266
Y position	115	Width	285	Height	35
Layer	0 - Layer_0	Font	Tahoma, 26px, style=Bold	Text	Horkovzdušný tunel

Rectangle_27

Type	Rectangle	Name	Rectangle_27	X position	280
Y position	162	Width	187	Height	183
Layer	0 - Layer_0	Background color	217, 217, 217	Border color	24, 28, 49

Symbolic I/O field_3

Type	Symbolic I/O field	Name	Symbolic I/O field_3	X position	309
Y position	284	Width	105	Height	41
Layer	0 - Layer_0	Mode	Input	Font	Tahoma, 16px, style=Bold
Text list	CTU_vykon_pece				

Dynamizations\Tag connection

Property name	Process value	Tag	CTU_Vykon_pece
---------------	---------------	-----	----------------

Rectangle_28

Type	Rectangle	Name	Rectangle_28	X position	434
Y position	162	Width	69	Height	183
Layer	0 - Layer_0	Background color	192, 192, 192	Border color	0, 0, 0

Rectangle_29

Type	Rectangle	Name	Rectangle_29	X position	435
Y position	163	Width	67	Height	181
Layer	0 - Layer_0	Background color	192, 192, 192	Border color	255, 255, 255

Rectangle_30

Type	Rectangle	Name	Rectangle_30	X position	437
Y position	165	Width	63	Height	177
Layer	0 - Layer_0	Background color	192, 192, 192	Border color	128, 128, 128

Rectangle_31

Type	Rectangle	Name	Rectangle_31	X position	438
Y position	166	Width	61	Height	175
Layer	0 - Layer_0	Background color	192, 192, 192	Border color	0, 0, 0

Bar_1

Type	Bar	Name	Bar_1	Y position	167
X position	439	Width	59	Height	173
Maximum value	100	Minimum value	0	Process value	0

Dynamizations\Tag connection

Property name	Process value	Tag	"y [°C]"
---------------	---------------	-----	----------

Rectangle_32

Type	Rectangle	Name	Rectangle_32	X position	735
Y position	9	Width	55	Height	48
Layer	0 - Layer_0	Background color	192, 192, 192	Border color	0, 0, 0

Rectangle_33

Type	Rectangle	Name	Rectangle_33	X position	736
Y position	10	Width	53	Height	46
Layer	0 - Layer_0	Background color	192, 192, 192	Border color	255, 255, 255

Rectangle_34

Type	Rectangle	Name	Rectangle_34	X position	738
Y position	12	Width	49	Height	42
Layer	0 - Layer_0	Background color	192, 192, 192	Border color	128, 128, 128

Rectangle_35

Type	Rectangle	Name	Rectangle_35	X position	739
Y position	13	Width	47	Height	40
Layer	0 - Layer_0	Background color	192, 192, 192	Border color	0, 0, 0

Button_7

Type	Button	Name	Button_7	X position	739
Y position	13	Width	47	Height	40
Mode	Text	Text OFF	X	Text ON	

Dynamizations\Event

Event name	Click
------------	-------

Function list\ActivateScreen

Screen name	Menu	Object number	0
-------------	------	---------------	---

Rectangle_36

Type	Rectangle	Name	Rectangle_36	X position	676
Y position	9	Width	55	Height	48

Layer	0 - Layer_0	Background color	192, 192, 192	Border color	0, 0, 0
--------------	-------------	-------------------------	---------------	---------------------	---------

Rectangle_37

Type	Rectangle	Name	Rectangle_37	X position	677
Y position	10	Width	53	Height	46
Layer	0 - Layer_0	Background color	192, 192, 192	Border color	255, 255, 255

Rectangle_38

Type	Rectangle	Name	Rectangle_38	X position	679
Y position	12	Width	49	Height	42
Layer	0 - Layer_0	Background color	192, 192, 192	Border color	128, 128, 128

Rectangle_39

Type	Rectangle	Name	Rectangle_39	X position	680
Y position	13	Width	47	Height	40
Layer	0 - Layer_0	Background color	192, 192, 192	Border color	0, 0, 0

Button_8

Type	Button	Name	Button_8	X position	680
Y position	13	Width	47	Height	40
Mode	Graphic	Text OFF		Text ON	

Dynamizations\Event

Event name	Click
-------------------	-------

Function list\ShowPopupScreen

Name of the screen	BudiciSignalSetting	X coordinate	270	Y coordinate	105
Display mode	On	Animation	Bottom	Animation speed	Fast

Rectangle_52

Type	Rectangle	Name	Rectangle_52	X position	230
Y position	165	Width	27	Height	51
Layer	0 - Layer_0	Background color	192, 192, 192	Border color	24, 28, 49

Dynamizations\Visibility

Tag - Cycle	"Generator_W_DB.HarmSimulace" -	Data type	Range	Start range	0
--------------------	---------------------------------	------------------	-------	--------------------	---

End range	0	Visibility	Invisible
-----------	---	------------	-----------

Rectangle_40

Type	Rectangle	Name	Rectangle_40	X position	257
Y position	108	Width	294	Height	255
Layer	0 - Layer_0	Background color	192, 192, 192	Border color	0, 0, 0
Dynamizations\Visibility					
Tag - Cycle	"Generator_W_DB.HarmSimulace" -	Data type	Range	Start range	0
End range	0	Visibility	Invisible		

Rectangle_41

Type	Rectangle	Name	Rectangle_41	X position	258
Y position	109	Width	291	Height	253
Layer	0 - Layer_0	Background color	192, 192, 192	Border color	255, 255, 255
Dynamizations\Visibility					
Tag - Cycle	"Generator_W_DB.HarmSimulace" -	Data type	Range	Start range	0
End range	0	Visibility	Invisible		

Rectangle_42

Type	Rectangle	Name	Rectangle_42	X position	260
Y position	111	Width	288	Height	249
Layer	0 - Layer_0	Background color	192, 192, 192	Border color	128, 128, 128
Dynamizations\Visibility					
Tag - Cycle	"Generator_W_DB.HarmSimulace" -	Data type	Range	Start range	0
End range	0	Visibility	Invisible		

Rectangle_43

Type	Rectangle	Name	Rectangle_43	X position	261
Y position	112	Width	286	Height	247
Layer	0 - Layer_0	Background color	223, 223, 223	Border color	0, 0, 0
Dynamizations\Visibility					
Tag - Cycle	"Generator_W_DB.HarmSimulace" -	Data type	Range	Start range	0
End range	0	Visibility	Invisible		

Rectangle_44

Type	Rectangle	Name	Rectangle_44	X position	274
Y position	148	Width	216	Height	120
Layer	0 - Layer_0	Background color	192, 192, 192	Border color	0, 0, 0
Dynamizations\Visibility					
Tag - Cycle	"Generator_W_DB.HarmSimulace" -	Data type	Range	Start range	0
End range	0	Visibility	Invisible		

Rectangle_45

Type	Rectangle	Name	Rectangle_45	X position	275
Y position	149	Width	214	Height	118
Layer	0 - Layer_0	Background color	192, 192, 192	Border color	255, 255, 255
Dynamizations\Visibility					
Tag - Cycle	"Generator_W_DB.HarmSimulace" -	Data type	Range	Start range	0
End range	0	Visibility	Invisible		

Rectangle_46

Type	Rectangle	Name	Rectangle_46	X position	277
Y position	151	Width	210	Height	114
Layer	0 - Layer_0	Background color	192, 192, 192	Border color	128, 128, 128
Dynamizations\Visibility					
Tag - Cycle	"Generator_W_DB.HarmSimulace" -	Data type	Range	Start range	0
End range	0	Visibility	Invisible		

Rectangle_47

Type	Rectangle	Name	Rectangle_47	X position	278
Y position	152	Width	208	Height	112
Layer	0 - Layer_0	Background color	192, 192, 192	Border color	0, 0, 0
Dynamizations\Visibility					
Tag - Cycle	"Generator_W_DB.HarmSimulace" -	Data type	Range	Start range	0
End range	0	Visibility	Invisible		

Rectangle_48

Type	Rectangle	Name	Rectangle_48	X position	442
Y position	317	Width	105	Height	42

Layer	0 - Layer_0	Background color	192, 192, 192	Border color	0, 0, 0
Dynamizations\Visibility					
Tag - Cycle	"Generator_W_DB.HarmSimulace" -	Data type	Range	Start range	0
End range	0	Visibility	Invisible		

Rectangle_49

Type	Rectangle	Name	Rectangle_49	X position	443
Y position	318	Width	103	Height	40
Layer	0 - Layer_0	Background color	192, 192, 192	Border color	255, 255, 255
Dynamizations\Visibility					
Tag - Cycle	"Generator_W_DB.HarmSimulace" -	Data type	Range	Start range	0
End range	0	Visibility	Invisible		

Rectangle_50

Type	Rectangle	Name	Rectangle_50	X position	445
Y position	320	Width	99	Height	36
Layer	0 - Layer_0	Background color	192, 192, 192	Border color	128, 128, 128
Dynamizations\Visibility					
Tag - Cycle	"Generator_W_DB.HarmSimulace" -	Data type	Range	Start range	0
End range	0	Visibility	Invisible		

Rectangle_51

Type	Rectangle	Name	Rectangle_51	X position	446
Y position	321	Width	97	Height	34
Layer	0 - Layer_0	Background color	192, 192, 192	Border color	0, 0, 0
Dynamizations\Visibility					
Tag - Cycle	"Generator_W_DB.HarmSimulace" -	Data type	Range	Start range	0
End range	0	Visibility	Invisible		

I/O field_3

Type	I/O field	Name	I/O field_3	X position	287
Y position	285	Width	85	Height	29
Layer	0 - Layer_0	Mode	Input/output	Font	Tahoma, 19px, style=Bold
Dynamizations\Tag connection					
Property name	Process value	Tag	"Generator_W_DB.HarmSim_fi0"		

Dynamizations\Visibility

Tag - Cycle	"Generator_W_DB.HarmSimulace" -	Data type	Range	Start range	0
End range	0	Visibility	Invisible		

I/O field_1

Type	I/O field	Name	I/O field_1	X position	395
Y position	284	Width	58	Height	30
Layer	0 - Layer_0	Mode	Input/output	Font	Tahoma, 19px, style=Bold

Dynamizations\Tag connection

Property name	Process value	Tag	"Generator_W_DB.HarmSim_A"
----------------------	---------------	------------	----------------------------

Dynamizations\Visibility

Tag - Cycle	"Generator_W_DB.HarmSimulace" -	Data type	Range	Start range	0
End range	0	Visibility	Invisible		

Text field_2

Type	Text field	Name	Text field_2	X position	262
Y position	281	Width	25	Height	29
Layer	0 - Layer_0	Font	Tahoma, 21px, style=Bold	Text	φ

Dynamizations\Visibility

Tag - Cycle	"Generator_W_DB.HarmSimulace" -	Data type	Range	Start range	0
End range	0	Visibility	Invisible		

Text field_9

Type	Text field	Name	Text field_9	X position	373
Y position	284	Width	19	Height	29
Layer	0 - Layer_0	Font	Tahoma, 21px, style=Bold	Text	A

Dynamizations\Visibility

Tag - Cycle	"Generator_W_DB.HarmSimulace" -	Data type	Range	Start range	0
End range	0	Visibility	Invisible		

I/O field_2

Type	I/O field	Name	I/O field_2	X position	482
Y position	284	Width	58	Height	30
Layer	0 - Layer_0	Mode	Input/output	Font	Tahoma, 19px, style=Bold

Dynamizations\Tag connection

Property name	Process value	Tag	"Generator_W_DB.HarmSim_b"
----------------------	---------------	------------	----------------------------

Dynamizations\Visibility

Tag - Cycle	"Generator_W_DB.HarmSimulace" -	Data type	Range	Start range	0
End range	0	Visibility	Invisible		

I/O field_4

Type	I/O field	Name	I/O field_4	X position	286
Y position	323	Width	117	Height	27
Layer	0 - Layer_0	Mode	Input/output	Font	Tahoma, 19px, style=Bold

Dynamizations\Tag connection

Property name	Process value	Tag	"Generator_W_DB.HarmSim_f"
----------------------	---------------	------------	----------------------------

Dynamizations\Visibility

Tag - Cycle	"Generator_W_DB.HarmSimulace" -	Data type	Range	Start range	0
End range	0	Visibility	Invisible		

Text field_10

Type	Text field	Name	Text field_10	X position	458
Y position	282	Width	21	Height	29
Layer	0 - Layer_0	Font	Tahoma, 21px, style=Bold	Text	b

Dynamizations\Visibility

Tag - Cycle	"Generator_W_DB.HarmSimulace" -	Data type	Range	Start range	0
End range	0	Visibility	Invisible		

Text field_11

Type	Text field	Name	Text field_11	X position	268
Y position	322	Width	19	Height	29
Layer	0 - Layer_0	Font	Tahoma, 21px, style=Bold	Text	f

Dynamizations\Visibility

Tag - Cycle	"Generator_W_DB.HarmSimulace" -	Data type	Range	Start range	0
End range	0	Visibility	Invisible		

Text field_12

Type	Text field	Name	Text field_12	X position	507
Y position	183	Width	42	Height	29

Layer	0 - Layer_0	Font	Tahoma, 21px, style=Bold	Text	"y"
Dynamizations\Visibility					
Tag - Cycle	"Generator_W_DB.HarmSimulace" -	Data type	Range	Start range	0
End range	0	Visibility	Invisible		

Text field_13

Type	Text field	Name	Text field_13	X position	274
Y position	111	Width	252	Height	35
Layer	0 - Layer_0	Font	Tahoma, 26px, style=Bold	Text	Simulace výstupu
Dynamizations\Visibility					
Tag - Cycle	"Generator_W_DB.HarmSimulace" -	Data type	Range	Start range	0
End range	0	Visibility	Invisible		

Graphic view_2

Type	Graphic view	Name	Graphic view_2	X position	278
Y position	153	Width	208	Height	110
Layer	0 - Layer_0	Graphic	sin	Fit graphic to size	Stretch graphic
Dynamizations\Visibility					
Tag - Cycle	"Generator_W_DB.HarmSimulace" -	Data type	Range	Start range	0
End range	0	Visibility	Invisible		

Button_5

Type	Button	Name	Button_5	X position	445
Y position	321	Width	98	Height	36
Mode	Text list	Text OFF		Text ON	

Dynamizations\Event	
Event name	Press

Function list\SetBit

Tag	Generator_W_DB.HarmSimulaceUpload
------------	-----------------------------------

Dynamizations\Event	
Event name	Release

Function list\ResetBit

Tag	Generator_W_DB.HarmSimulaceUpload
-----	-----------------------------------

Dynamizations\Event

Event name	Click
------------	-------

Function list\InvertBit

Tag	Generator_W_DB.HarmSimulaceStart
-----	----------------------------------

Dynamizations\Appearance

Tag - Cycle	"Generator_W_DB.HarmSimulaceStart" -	Data type	Range	Range	0..0
Foreground color	0, 0, 0	Background color	0, 255, 0	Flashing	No
Range	1..1	Foreground color	0, 0, 0	Background color	255, 0, 0
Flashing	No				

Dynamizations\Visibility

Tag - Cycle	"Generator_W_DB.HarmSimulace" -	Data type	Range	Start range	0
End range	0	Visibility	Invisible		

Dynamizations\Tag connection

Property name	Process value	Tag	"Generator_W_DB.HarmSimulaceStart"
---------------	---------------	-----	------------------------------------

Graphic view_1

Type	Graphic view	Name	Graphic view_1	X position	307
Y position	192	Width	109	Height	79
Layer	0 - Layer_0	Graphic	Graphic_54	Fit graphic to size	Stretch graphic

Dynamizations\Visibility

Tag - Cycle	Logika_Pec_ON/OFF -	Data type	Range	Start range	1
End range	1	Visibility	Invisible		

Graphic view_3

Type	Graphic view	Name	Graphic view_3	X position	308
Y position	193	Width	109	Height	79
Layer	0 - Layer_0	Graphic	Graphic_56	Fit graphic to size	Stretch graphic

Dynamizations\Visibility

Tag - Cycle	Logika_Pec_ON/OFF -	Data type	Range	Start range	0
End range	0	Visibility	Invisible		

Rectangle_53

Type	Rectangle	Name	Rectangle_53	X position	304
Y position	270	Width	113	Height	7
Layer	0 - Layer_0	Background color	217, 217, 217	Border color	24, 28, 49

Rectangle_54

Type	Rectangle	Name	Rectangle_54	X position	415
Y position	192	Width	10	Height	79
Layer	0 - Layer_0	Background color	217, 217, 217	Border color	24, 28, 49

Rectangle_55

Type	Rectangle	Name	Rectangle_55	X position	301
Y position	192	Width	10	Height	79
Layer	0 - Layer_0	Background color	217, 217, 217	Border color	24, 28, 49

Rectangle_56

Type	Rectangle	Name	Rectangle_56	X position	302
Y position	188	Width	123	Height	7
Layer	0 - Layer_0	Background color	217, 217, 217	Border color	24, 28, 49

Graphic view_4

Type	Graphic view	Name	Graphic view_4	X position	305
Y position	192	Width	111	Height	79
Layer	0 - Layer_0	Graphic	Graphic_57	Fit graphic to size	Stretch graphic

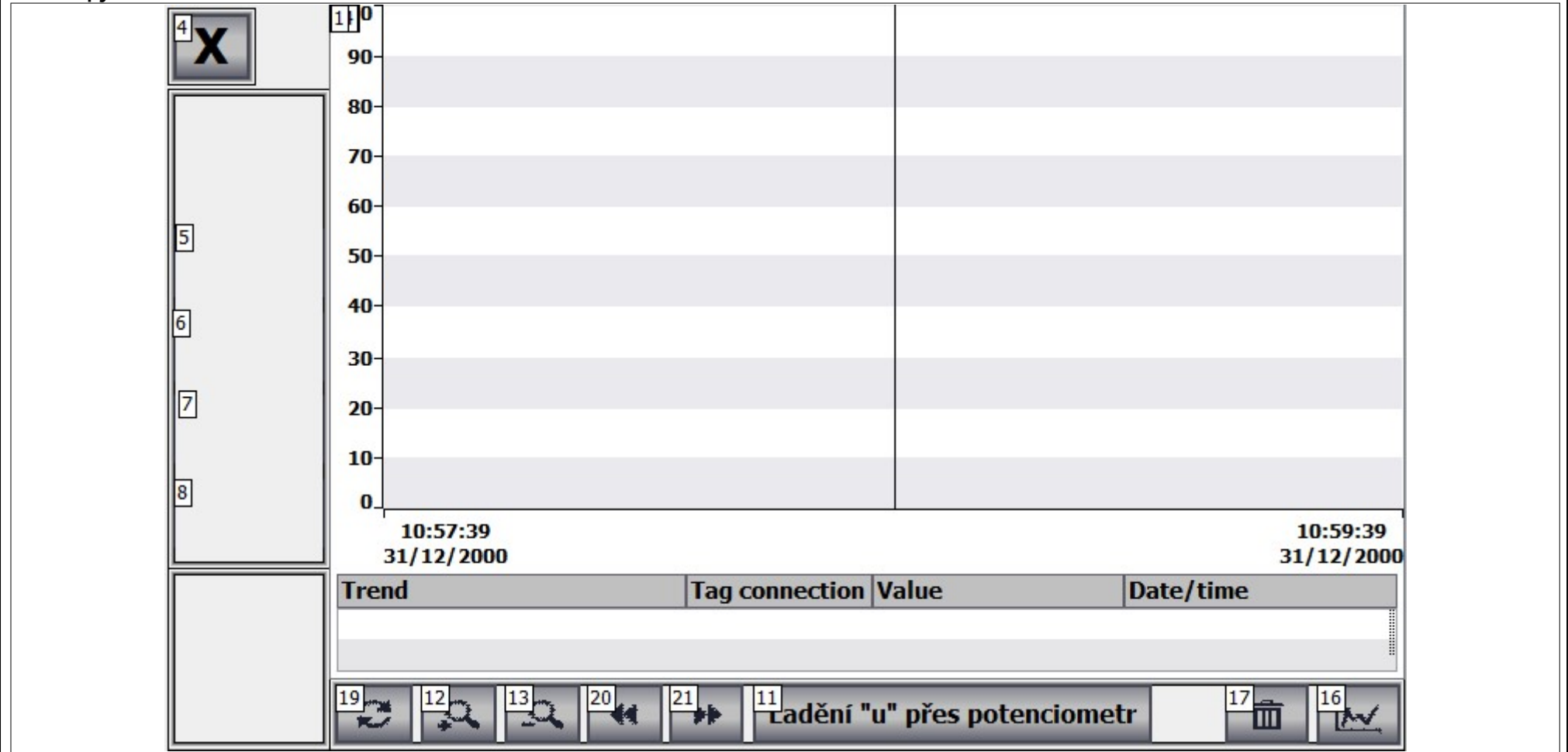
Dynamizations\Visibility

Tag - Cycle	Logika_Pec_ON/OFF -	Data type	Range	Start range	0
End range	0	Visibility	Invisible		

CTU_Laboratory

Menu - L2 - VolbaGrafu

Hardcopy of Menu - L2 - VolbaGrafu



Name	Menu - L2 - VolbaGrafu	Background color	182, 182, 182	Grid color	0, 0, 0
------	------------------------	------------------	---------------	------------	---------

Number	7	Template		Tooltip	
---------------	---	-----------------	--	----------------	--

Rectangle_39

Type	Rectangle	Name	Rectangle_39	X position	106
Y position	433	Width	693	Height	47
Layer	0 - Layer_0	Background color	192, 192, 192	Border color	0, 0, 0

Rectangle_40

Type	Rectangle	Name	Rectangle_40	X position	107
Y position	434	Width	691	Height	44
Layer	0 - Layer_0	Background color	192, 192, 192	Border color	255, 255, 255

Rectangle_41

Type	Rectangle	Name	Rectangle_41	X position	109
Y position	436	Width	687	Height	40
Layer	0 - Layer_0	Background color	192, 192, 192	Border color	128, 128, 128

Rectangle_42

Type	Rectangle	Name	Rectangle_42	X position	110
Y position	437	Width	685	Height	38
Layer	0 - Layer_0	Background color	239, 239, 239	Border color	0, 0, 0

Rectangle_1

Type	Rectangle	Name	Rectangle_1	X position	0
Y position	0	Width	107	Height	480
Layer	0 - Layer_0	Background color	239, 239, 239	Border color	24, 28, 49

Trend view_1

Type	Trend view	Name	Trend view_1	X position	107
Y position	0	Width	691	Height	433
Layer	0 - Layer_0	Axis label font	Tahoma, 13px, style=Bold	Number of visible items	2

Dynamizations\Visibility

Tag - Cycle	"CTU_Data.TrendViewURObit" -	Data type	Range	Start range	1
--------------------	------------------------------	------------------	-------	--------------------	---

End range	1	Visibility	Visible
-----------	---	------------	---------

Trend view_2

Type	Trend view	Name	Trend view_2	X position	109
Y position	0	Width	690	Height	433
Layer	0 - Layer_0	Axis label font	Tahoma, 13px, style=Bold	Number of visible items	2

Dynamizations\Visibility

Tag - Cycle	"CTU_Data.VolbHarm" -	Data type	Range	Start range	0
End range	0	Visibility	Visible		

Lisajluv_obrazec_1

Type	f(x) trend view	Name	Lisajluv_obrazec_1	X position	106
Y position	0	Width	693	Height	434
Font	Tahoma, 13px, style=Bold				

Dynamizations\Visibility

Tag - Cycle	"CTU_Data.VolbHarm" -	Data type	Range	Start range	1
End range	1	Visibility	Visible		

Rectangle_3

Type	Rectangle	Name	Rectangle_3	X position	2
Y position	2	Width	57	Height	50
Layer	0 - Layer_0	Background color	192, 192, 192	Border color	0, 0, 0

Rectangle_4

Type	Rectangle	Name	Rectangle_4	X position	3
Y position	3	Width	55	Height	48
Layer	0 - Layer_0	Background color	192, 192, 192	Border color	255, 255, 255

Rectangle_5

Type	Rectangle	Name	Rectangle_5	X position	5
Y position	5	Width	51	Height	44
Layer	0 - Layer_0	Background color	192, 192, 192	Border color	128, 128, 128

Rectangle_6

Type	Rectangle	Name	Rectangle_6	X position	6
Y position	6	Width	49	Height	42
Layer	0 - Layer_0	Background color	192, 192, 192	Border color	0, 0, 0

Button_6

Type	Button	Name	Button_6	X position	6
Y position	6	Width	49	Height	42
Mode	Text	Text OFF	X	Text ON	

Dynamizations\Event

Event name	Click
------------	-------

Function list\ActivateScreen

Screen name	Menu - L2 - Frekv-Volba	Object number	0
-------------	-------------------------	---------------	---

Function list\ResetBit

Tag	CTU_parametry.Frekv_lisajl
-----	----------------------------

Function list\ResetBit

Tag	CTU_parametry.Frekv_caspr
-----	---------------------------

Function list\ResetBit

Tag	CTU_Data.Frekv_ladeni_enable
-----	------------------------------

Function list\ResetBit

Tag	CTU_Data.TrendViewURObit
-----	--------------------------

Rectangle_30

Type	Rectangle	Name	Rectangle_30	X position	2
Y position	54	Width	105	Height	309
Layer	0 - Layer_0	Background color	192, 192, 192	Border color	0, 0, 0

Rectangle_102

Type	Rectangle	Name	Rectangle_102	X position	3
Y position	55	Width	103	Height	307
Layer	0 - Layer_0	Background color	192, 192, 192	Border color	255, 255, 255

Rectangle_103

Type	Rectangle	Name	Rectangle_103	X position	5
Y position	57	Width	99	Height	303
Layer	0 - Layer_0	Background color	192, 192, 192	Border color	128, 128, 128

Rectangle_104

Type	Rectangle	Name	Rectangle_104	X position	6
Y position	58	Width	97	Height	301
Layer	0 - Layer_0	Background color	239, 239, 239	Border color	0, 0, 0

Rectangle_2

Type	Rectangle	Name	Rectangle_2	X position	6
Y position	305	Width	97	Height	44
Layer	0 - Layer_0	Background color	217, 217, 217	Border color	24, 28, 49

Dynamizations\Appearance

Tag - Cycle	"CTU_Data.Frekv_ladeni_poten" -	Data type	Range	Range	4..4
Foreground color	24, 28, 49	Background color	128, 128, 128	Flashing	No

Dynamizations\Visibility

Tag - Cycle	CTU_Generator_W_volba -	Data type	Range	Start range	2
End range	2	Visibility	Visible		

I/O field_4

Type	I/O field	Name	I/O field_4	X position	22
Y position	311	Width	79	Height	32
Layer	0 - Layer_0	Mode	Output	Font	Tahoma, 17px, style=Bold

Dynamizations\Tag connection

Property name	Process value	Tag	"Generator_W_DB.Harmonicky_f-paramet"		
---------------	---------------	-----	---------------------------------------	--	--

Dynamizations\Visibility

Tag - Cycle	CTU_Generator_W_volba -	Data type	Range	Start range	2
-------------	-------------------------	-----------	-------	-------------	---

End range	2	Visibility	Visible
-----------	---	------------	---------

Text field_7

Type	Text field	Name	Text field_7	X position	7
Y position	311	Width	22	Height	29
Layer	0 - Layer_0	Font	Tahoma, 21px, style=Bold	Text	f

Dynamizations\Visibility

Tag - Cycle	CTU_Generator_W_volba -	Data type	Range	Start range	2
End range	2	Visibility	Visible		

Rectangle_7

Type	Rectangle	Name	Rectangle_7	X position	6
Y position	198	Width	97	Height	44
Layer	0 - Layer_0	Background color	217, 217, 217	Border color	24, 28, 49

Dynamizations\Appearance

Tag - Cycle	"CTU_Data.Frekv_ladeni_poten" -	Data type	Range	Range	2..2
Foreground color	24, 28, 49	Background color	128, 128, 128	Flashing	No

Dynamizations\Visibility

Tag - Cycle	CTU_Generator_W_volba -	Data type	Range	Start range	2
End range	3	Visibility	Visible		

Rectangle_8

Type	Rectangle	Name	Rectangle_8	X position	6
Y position	144	Width	97	Height	44
Layer	0 - Layer_0	Background color	217, 217, 217	Border color	24, 28, 49

Dynamizations\Appearance

Tag - Cycle	"CTU_Data.Frekv_ladeni_poten" -	Data type	Range	Range	1..1
Foreground color	24, 28, 49	Background color	128, 128, 128	Flashing	No

Dynamizations\Visibility

Tag - Cycle	CTU_Generator_W_volba -	Data type	Range	Start range	1
End range	3	Visibility	Visible		

Rectangle_9

Type	Rectangle	Name	Rectangle_9	X position	6
Y position	251	Width	97	Height	44

Totally Integrated Automation Portal		
--------------------------------------	--	--

Layer	0 - Layer_0	Background color	217, 217, 217	Border color	24, 28, 49
Dynamizations\Appearance					
Tag - Cycle	"CTU_Data.Frekv_ladeni_poten" -	Data type	Range	Range	3..3
Foreground color	24, 28, 49	Background color	128, 128, 128	Flashing	No
Dynamizations\Visibility					
Tag - Cycle	CTU_Generator_W_volba -	Data type	Range	Start range	2
End range	3	Visibility	Visible		

I/O field_6					
Type	I/O field	Name	I/O field_6	X position	25
Y position	259	Width	77	Height	29
Layer	0 - Layer_0	Mode	Output	Font	Tahoma, 17px, style=Bold
Dynamizations\Tag connection					
Property name	Process value	Tag	"Generator_W_DB.Harmonicky_fi0_pamet"		
Dynamizations\Visibility					
Tag - Cycle	CTU_Generator_W_volba -	Data type	Range	Start range	2
End range	2	Visibility	Visible		

I/O field_7					
Type	I/O field	Name	I/O field_7	X position	25
Y position	205	Width	77	Height	29
Layer	0 - Layer_0	Mode	Output	Font	Tahoma, 17px, style=Bold
Dynamizations\Tag connection					
Property name	Process value	Tag	"Generator_W_DB.Harmonicky_b_pamet"		
Dynamizations\Visibility					
Tag - Cycle	CTU_Generator_W_volba -	Data type	Range	Start range	2
End range	2	Visibility	Visible		

I/O field_8					
Type	I/O field	Name	I/O field_8	X position	26
Y position	151	Width	75	Height	28
Layer	0 - Layer_0	Mode	Output	Font	Tahoma, 17px, style=Bold

--	--	--

Dynamizations\Tag connection

Property name	Process value	Tag	"Generator_W_DB.Harmonicky_A_pamet"
----------------------	---------------	------------	-------------------------------------

Dynamizations\Visibility

Tag - Cycle	CTU_Generator_W_volba -	Data type	Range	Start range	2
End range	2	Visibility	Visible		

Text field_2

Type	Text field	Name	Text field_2	X position	7
Y position	148	Width	24	Height	29
Layer	0 - Layer_0	Font	Tahoma, 21px, style=Bold	Text	A

Dynamizations\Visibility

Tag - Cycle	CTU_Generator_W_volba -	Data type	Range	Start range	2
End range	2	Visibility	Visible		

Text field_3

Type	Text field	Name	Text field_3	X position	6
Y position	205	Width	22	Height	29
Layer	0 - Layer_0	Font	Tahoma, 21px, style=Bold	Text	b

Dynamizations\Visibility

Tag - Cycle	CTU_Generator_W_volba -	Data type	Range	Start range	2
End range	2	Visibility	Visible		

Text field_4

Type	Text field	Name	Text field_4	X position	4
Y position	253	Width	21	Height	31
Layer	0 - Layer_0	Font	Tahoma, 21px, style=Bold	Text	φ

Dynamizations\Visibility

Tag - Cycle	CTU_Generator_W_volba -	Data type	Range	Start range	2
End range	2	Visibility	Visible		

I/O field_2

Type	I/O field	Name	I/O field_2	X position	27
Y position	151	Width	75	Height	28
Layer	0 - Layer_0	Mode	Output	Font	Tahoma, 17px, style=Bold

Dynamizations\Tag connection

Property name	Process value	Tag	"Generator_W_DB.Konstanta_b_pamet"
----------------------	---------------	------------	------------------------------------

Dynamizations\Visibility

Tag - Cycle	CTU_Generator_W_volba -	Data type	Range	Start range	1
End range	1	Visibility	Visible		

Text field_8

Type	Text field	Name	Text field_8	X position	9
Y position	148	Width	22	Height	29
Layer	0 - Layer_0	Font	Tahoma, 21px, style=Bold	Text	b

Dynamizations\Visibility

Tag - Cycle	CTU_Generator_W_volba -	Data type	Range	Start range	1
End range	1	Visibility	Visible		

I/O field_1

Type	I/O field	Name	I/O field_1	X position	25
Y position	205	Width	77	Height	29
Layer	0 - Layer_0	Mode	Output	Font	Tahoma, 17px, style=Bold

Dynamizations\Tag connection

Property name	Process value	Tag	"Generator_W_DB.Obdelnik_A_pamet"
----------------------	---------------	------------	-----------------------------------

Dynamizations\Visibility

Tag - Cycle	CTU_Generator_W_volba -	Data type	Range	Start range	3
End range	3	Visibility	Visible		

I/O field_3

Type	I/O field	Name	I/O field_3	X position	25
Y position	259	Width	77	Height	29
Layer	0 - Layer_0	Mode	Output	Font	Tahoma, 17px, style=Bold

Dynamizations\Tag connection

Property name	Process value	Tag	"Generator_W_DB.Obdelnik_T_pamet"
----------------------	---------------	------------	-----------------------------------

Dynamizations\Visibility

Tag - Cycle	CTU_Generator_W_volba -	Data type	Range	Start range	3
End range	3	Visibility	Visible		

I/O field_5

Type	I/O field	Name	I/O field_5	X position	27
Y position	150	Width	75	Height	29
Layer	0 - Layer_0	Mode	Output	Font	Tahoma, 17px, style=Bold

Dynamizations\Tag connection

Property name	Process value	Tag	"Generator_W_DB.Obdelnik_b_pamet"
---------------	---------------	-----	-----------------------------------

Dynamizations\Visibility

Tag - Cycle	CTU_Generator_W_volba -	Data type	Range	Start range	3
End range	3	Visibility	Visible		

Text field_9

Type	Text field	Name	Text field_9	X position	9
Y position	148	Width	22	Height	29
Layer	0 - Layer_0	Font	Tahoma, 21px, style=Bold	Text	b

Dynamizations\Visibility

Tag - Cycle	CTU_Generator_W_volba -	Data type	Range	Start range	3
End range	3	Visibility	Visible		

Text field_10

Type	Text field	Name	Text field_10	X position	6
Y position	204	Width	22	Height	29
Layer	0 - Layer_0	Font	Tahoma, 21px, style=Bold	Text	A

Dynamizations\Visibility

Tag - Cycle	CTU_Generator_W_volba -	Data type	Range	Start range	3
End range	3	Visibility	Visible		

Text field_11

Type	Text field	Name	Text field_11	X position	6
Y position	257	Width	22	Height	29
Layer	0 - Layer_0	Font	Tahoma, 21px, style=Bold	Text	T

Dynamizations\Visibility

Tag - Cycle	CTU_Generator_W_volba -	Data type	Range	Start range	3
End range	3	Visibility	Visible		

Button_1

Type	Button	Name	Button_1	X position	7
Y position	141	Width	99	Height	49
Mode	Text	Text OFF		Text ON	

Dynamizations\Event

Event name	Click
------------	-------

Function list\SetTag

Tag	CTU_Data.Frekv_ladeni_poten	Value	1
-----	-----------------------------	-------	---

Dynamizations\Visibility

Tag - Cycle	CTU_Generator_W_volba -	Data type	Range	Start range	1
End range	3	Visibility	Visible		

Button_2

Type	Button	Name	Button_2	X position	5
Y position	196	Width	101	Height	48
Mode	Text	Text OFF		Text ON	

Dynamizations\Event

Event name	Click
------------	-------

Function list\SetTag

Tag	CTU_Data.Frekv_ladeni_poten	Value	2
-----	-----------------------------	-------	---

Dynamizations\Visibility

Tag - Cycle	CTU_Generator_W_volba -	Data type	Range	Start range	1
End range	3	Visibility	Visible		

Button_3

Type	Button	Name	Button_3	X position	9
Y position	248	Width	96	Height	46
Mode	Text	Text OFF		Text ON	

Dynamizations\Event

Event name	Click
------------	-------

Function list\SetTag

Tag	CTU_Data.Frekv_ladeni_poten	Value	3
-----	-----------------------------	-------	---

Dynamizations\Visibility

Tag - Cycle	CTU_Generator_W_volba -	Data type	Range	Start range	1
End range	3	Visibility	Visible		

Button_4

Type	Button	Name	Button_4	X position	6
Y position	305	Width	96	Height	46
Mode	Text	Text OFF		Text ON	

Dynamizations\Event

Event name	Click
------------	-------

Function list\SetTag

Tag	CTU_Data.Frekv_ladeni_poten	Value	4
-----	-----------------------------	-------	---

Dynamizations\Visibility

Tag - Cycle	CTU_Generator_W_volba -	Data type	Range	Start range	1
End range	3	Visibility	Visible		

Rectangle_20

Type	Rectangle	Name	Rectangle_20	X position	2
Y position	362	Width	105	Height	118
Layer	0 - Layer_0	Background color	192, 192, 192	Border color	0, 0, 0

Rectangle_21

Type	Rectangle	Name	Rectangle_21	X position	3
Y position	363	Width	103	Height	115
Layer	0 - Layer_0	Background color	192, 192, 192	Border color	255, 255, 255

Rectangle_25

Type	Rectangle	Name	Rectangle_25	X position	5
Y position	365	Width	99	Height	111
Layer	0 - Layer_0	Background color	192, 192, 192	Border color	128, 128, 128

Rectangle_26

Type	Rectangle	Name	Rectangle_26	X position	6
Y position	366	Width	97	Height	109
Layer	0 - Layer_0	Background color	239, 239, 239	Border color	0, 0, 0

Bar_1

Type	Bar	Name	Bar_1	Y position	423
X position	7	Width	95	Height	39
Maximum value	100	Minimum value	0	Process value	0

Dynamizations\Tag connection

Property name	Process value	Tag	"CTU_Data.Potenciometr_0_100"
---------------	---------------	-----	-------------------------------

Bar_2

Type	Bar	Name	Bar_2	Y position	423
X position	7	Width	95	Height	39
Maximum value	1	Minimum value	0.001	Process value	0

Dynamizations\Tag connection

Property name	Process value	Tag	"CTU_Data.Potenciometr_0_2"
---------------	---------------	-----	-----------------------------

Dynamizations\Visibility

Tag - Cycle	"CTU_Data.Frekv_ladeni_poten" -	Data type	Range	Start range	4
End range	4	Visibility	Visible		

Graphic view_5

Type	Graphic view	Name	Graphic view_5	X position	7
Y position	59	Width	95	Height	53
Layer	0 - Layer_0	Graphic	sin	Fit graphic to size	Stretch graphic

Dynamizations\Visibility

Tag - Cycle	CTU_Generator_W_volba -	Data type	Range	Start range	2
End range	2	Visibility	Visible		

Graphic view_8

Type	Graphic view	Name	Graphic view_8	X position	7
Y position	59	Width	95	Height	53
Layer	0 - Layer_0	Graphic	content_Casovy_prubeh_stridave_pe- riodicke_neharmonicke_veliciny_2	Fit graphic to size	Stretch graphic
Dynamizations/Visibility					
Tag - Cycle	CTU_Generator_W_volba -	Data type	Range	Start range	3
End range	3	Visibility	Visible		

Graphic view_11

Type	Graphic view	Name	Graphic view_11	X position	7
Y position	59	Width	95	Height	53
Layer	0 - Layer_0	Graphic	content_UC2_6180_obr1_jpg	Fit graphic to size	Stretch graphic
Dynamizations/Visibility					
Tag - Cycle	CTU_Generator_W_volba -	Data type	Range	Start range	1
End range	1	Visibility	Visible		

Text field_6

Type	Text field	Name	Text field_6	X position	3
Y position	365	Width	80	Height	22
Layer	0 - Layer_0	Font	Tahoma, 15px, style=Bold	Text	Aktuální

Text field_12

Type	Text field	Name	Text field_12	X position	4
Y position	382	Width	72	Height	22
Layer	0 - Layer_0	Font	Tahoma, 15px, style=Bold	Text	hodnota

Graphic view_3

Type	Graphic view	Name	Graphic view_3	X position	75
Y position	375	Width	25	Height	25
Layer	0 - Layer_0	Graphic	Graphic_85	Fit graphic to size	Stretch graphic

Rectangle_11

Type	Rectangle	Name	Rectangle_11	X position	7
------	-----------	------	--------------	------------	---

Totally Integrated Automation Portal					
Y position	114	Width	95	Height	29
Layer	0 - Layer_0	Background color	239, 239, 239	Border color	24, 28, 49
Dynamizations\Appearance					
Tag - Cycle	"CTU_Data.Frekv_ladeni_poten" -	Data type	Range	Range	0..0
Foreground color	150, 150, 150	Background color	239, 239, 239	Flashing	Yes
Dynamizations\Visibility					
Tag - Cycle	CTU_Generator_W_volba -	Data type	Range	Start range	1
End range	3	Visibility	Visible		
Text field_1					
Type	Text field	Name	Text field_1	X position	25
Y position	110	Width	65	Height	22
Layer	0 - Layer_0	Font	Tahoma, 15px, style=Bold	Text	Zvolte
Dynamizations\Visibility					
Tag - Cycle	CTU_Generator_W_volba -	Data type	Range	Start range	1
End range	3	Visibility	Visible		
Text field_5					
Type	Text field	Name	Text field_5	X position	11
Y position	122	Width	88	Height	22
Layer	0 - Layer_0	Font	Tahoma, 15px, style=Bold	Text	parametr:
Dynamizations\Visibility					
Tag - Cycle	CTU_Generator_W_volba -	Data type	Range	Start range	1
End range	3	Visibility	Visible		
Rectangle_10					
Type	Rectangle	Name	Rectangle_10	X position	7
Y position	59	Width	95	Height	299
Layer	0 - Layer_0	Background color	239, 239, 239	Border color	128, 128, 128
Dynamizations\Visibility					
Tag - Cycle	"CTU_Data.Frekv_ladeni_enable" -	Data type	Range	Start range	0
End range	0	Visibility	Visible		
Button_7					
Type	Button	Name	Button_7	X position	165

Totally Integrated Automation Portal

Y position	437	Width	49	Height	38
Mode	Graphic	Text OFF	ACT	Text ON	

Dynamizations\Event

Event name	Click
------------	-------

Function list\TrendViewExtend

Screen object	Trend view_1
---------------	--------------

Function list\TrendViewExtend

Screen object	Trend view_3
---------------	--------------

Dynamizations\Visibility

Tag - Cycle	"CTU_parametry.Frekv_caspr" -	Data type	Range	Start range	1
End range	1	Visibility	Visible		

Button_8

Type	Button	Name	Button_8	X position	219
Y position	437	Width	49	Height	38
Mode	Graphic	Text OFF	ACT	Text ON	

Dynamizations\Event

Event name	Click
------------	-------

Function list\TrendViewCompress

Screen object	Trend view_1
---------------	--------------

Function list\TrendViewCompress

Screen object	Trend view_3
---------------	--------------

Dynamizations\Visibility

Tag - Cycle	"CTU_parametry.Frekv_caspr" -	Data type	Range	Start range	1
End range	1	Visibility	Visible		

Switch_1

Type	Switch	Name	Switch_1	X position	379
Y position	437	Width	257	Height	38
Layer	0 - Layer_0	Mode	Switch with text		

Dynamizations\Tag connection

Property name	Process value	Tag	"CTU_Data.Frekv_ladeni_enable"
---------------	---------------	-----	--------------------------------

Dynamizations\Event

Event name	Change
------------	--------

Function list\ResetBit

Tag	Generator_W_DB.Custom_HistoryUpload
-----	-------------------------------------

Dynamizations\Appearance

Tag - Cycle	"CTU_Data.Frekv_ladeni_enable" -	Data type	Range	Range	0..0
Foreground color	0, 0, 0	Background color	192, 192, 192	Flashing	No
Range	1..1	Foreground color	0, 0, 0	Background color	239, 239, 239
Flashing	No				

Dynamizations\Visibility

Tag - Cycle	"CTU_Data.TrendViewURObit" -	Data type	Range	Start range	0
End range	0	Visibility	Visible		

Button_9

Type	Button	Name	Button_9	X position	165
Y position	437	Width	49	Height	38
Mode	Graphic	Text OFF	ACT	Text ON	

Dynamizations\Event

Event name	Click
------------	-------

Function list\TrendViewExtend

Screen object	Trend view_2
---------------	--------------

Dynamizations\Visibility

Tag - Cycle	"CTU_Data.VolbHarm" -	Data type	Range	Start range	0
End range	0	Visibility	Visible		

Button_10

Type	Button	Name	Button_10	X position	219
Y position	437	Width	49	Height	38
Mode	Graphic	Text OFF	ACT	Text ON	

Dynamizations\Event

Event name	Click
------------	-------

Function list\TrendViewCompress

Screen object	Trend view_2
---------------	--------------

Dynamizations\Visibility

Tag - Cycle	"CTU_Data.VolbHarm" -	Data type	Range	Start range	0
End range	0	Visibility	Visible		

Text field_13

Type	Text field	Name	Text field_13	X position	1
Y position	398	Width	108	Height	22
Layer	0 - Layer_0	Font	Tahoma, 15px, style=Bold	Text	potenciom. :

Rectangle_13

Type	Rectangle	Name	Rectangle_13	X position	7
Y position	367	Width	95	Height	103
Layer	0 - Layer_0	Background color	239, 239, 239	Border color	128, 128, 128

Dynamizations\Visibility

Tag - Cycle	"CTU_Data.Frekv_ladeni_enable" -	Data type	Range	Start range	0
End range	0	Visibility	Visible		

Lisajluv_obrazec_2

Type	f(x) trend view	Name	Lisajluv_obrazec_2	X position	106
Y position	0	Width	692	Height	434
Font	Tahoma, 13px, style=Bold				

Dynamizations\Visibility

Tag - Cycle	"CTU_parametry.Frekv_lisajl" -	Data type	Range	Start range	1
End range	1	Visibility	Visible		

Trend view_3

Type	Trend view	Name	Trend view_3	X position	107
Y position	0	Width	691	Height	433
Layer	0 - Layer_0	Axis label font	Tahoma, 13px, style=Bold	Number of visible items	2
Dynamizations\Visibility					
Tag - Cycle	"CTU_parametry.Frekv_caspr" -	Data type	Range	Start range	1
End range	1	Visibility	Visible		

Button_13

Type	Button	Name	Button_13	X position	742
Y position	437	Width	54	Height	39
Mode	Graphic	Text OFF	ACT	Text ON	

Dynamizations\Event

Event name	Click
------------	-------

Function list\InvertBit

Tag	CTU_Data.TrendViewURObit
-----	--------------------------

Function list\ResetBit

Tag	CTU_Data.Frekv_ladeni_enable
-----	------------------------------

Function list\TrendViewBackToBeginning

Screen object	Trend view_1
---------------	--------------

Dynamizations\Visibility

Tag - Cycle	"CTU_parametry.Frekv_caspr" -	Data type	Range	Start range	1
End range	1	Visibility	Visible		

Dynamizations\Appearance

Tag - Cycle	"CTU_Data.TrendViewURObit" -	Data type	Range	Range	0..0
Foreground color	0, 0, 0	Background color	192, 192, 192	Flashing	No
Range	1..1	Foreground color	0, 0, 0	Background color	239, 239, 239
Flashing	No				

Button_5

Type	Button	Name	Button_5	X position	683
Y position	437	Width	54	Height	38
Mode	Graphic	Text OFF	ACT	Text ON	
Dynamizations\Visibility					
Tag - Cycle	"CTU_Data.TrendViewURObit" -	Data type	Range	Start range	1
End range	1	Visibility	Visible		

Dynamizations\Event

Event name	Press
------------	-------

Function list\StopLogging

Log type	Data log	Log	L2_FrekvencniVlastnosti
----------	----------	-----	-------------------------

Dynamizations\Event

Event name	Release
------------	---------

Function list\ClearLog

Log type	Data log	Log	L2_FrekvencniVlastnosti
----------	----------	-----	-------------------------

Function list\StartLogging

Log type	Data log	Log	L2_FrekvencniVlastnosti
----------	----------	-----	-------------------------

Function list\TrendViewBackToBeginning

Screen object	Trend view_1
---------------	--------------

Switch_2

Type	Switch	Name	Switch_2	X position	110
Y position	437	Width	50	Height	38
Layer	0 - Layer_0	Mode	Switch with graphic		

Dynamizations\Event

Event name	Change
------------	--------

Function list\TrendViewStartStop

Screen object | Trend view_3

Dynamizations\Tag connection

Property name	Process value	Tag	"CTU_Data.TrendViewOn/OFF"
---------------	---------------	-----	----------------------------

Dynamizations\Visibility

Tag - Cycle	"CTU_parametry.Frekv_caspr" -	Data type	Range	Start range	1
End range	1	Visibility	Visible		

Button_11

Type	Button	Name	Button_11	X position	110
Y position	437	Width	50	Height	38
Mode	Graphic	Text OFF	ACT	Text ON	

Dynamizations\Event

Event name	Click
------------	-------

Function list\TrendViewBackToBeginning

Screen object | Trend view_1

Dynamizations\Visibility

Tag - Cycle	"CTU_Data.TrendViewURObit" -	Data type	Range	Start range	1
End range	1	Visibility	Visible		

Button_12

Type	Button	Name	Button_12	X position	272
Y position	437	Width	49	Height	38
Mode	Graphic	Text OFF	ACT	Text ON	

Dynamizations\Event

Event name	Click
------------	-------

Function list\TrendViewScrollForward

Screen object | Trend view_1

Dynamizations\Visibility

Tag - Cycle	"CTU_Data.TrendViewURObit" -	Data type	Range	Start range	1
End range	1	Visibility	Visible		

Button_14

Type	Button	Name	Button_14	X position	325
Y position	437	Width	48	Height	38
Mode	Graphic	Text OFF	ACT	Text ON	

Dynamizations\Event

Event name	Click
-------------------	-------

Function list\TrendViewScrollBack

Screen object	Trend view_1
----------------------	--------------

Dynamizations\Visibility

Tag - Cycle	"CTU_Data.TrendViewURObit" -	Data type	Range	Start range	1
End range	1	Visibility	Visible		

CTU_Laboratory

Menu - L3 - PID-Autotuning

Hardcopy of Menu - L3 - PID-Autotuning

Regulator: Offline Stav tuningu: 000.00%		Error: 00000000	4 INFO	5 ERROR ACK	1 X					
<div style="border: 1px solid black; padding: 2px; margin-bottom: 2px;">2 Pre-tuning Inicializuje</div> <div style="border: 1px solid black; padding: 2px; margin-bottom: 2px;">3 Fine-tuning NELZE</div> <div style="border: 1px solid black; padding: 2px; margin-bottom: 2px;">6 Bypass pre-tuning OFF</div> <div style="border: 1px solid black; padding: 2px; margin-bottom: 2px;">7 Volba metody</div> <div style="border: 1px solid black; padding: 2px; margin-bottom: 2px;"> <p style="text-align: center;">Váhy</p> <p>"b" 0.0</p> <p>"c" 0.0</p> <p>"a" 0.0</p> </div> <div style="border: 1px solid black; padding: 2px;"> <p style="text-align: center;">Parametry</p> <p>"K_p" 000.00</p> <p>"T_i" 000.00</p> <p>"T_D" 000.00</p> </div>	<div style="border: 1px solid black; padding: 5px;"> <div style="display: flex; align-items: center;"> <div style="width: 20px; text-align: center;">8</div> <div style="width: 100%; height: 100%; background-color: #e0e0e0; position: relative;"> <div style="position: absolute; top: 0; left: 0; right: 0; height: 10px;"></div> <div style="position: absolute; top: 10px; left: 0; right: 0; height: 10px;"></div> <div style="position: absolute; top: 20px; left: 0; right: 0; height: 10px;"></div> <div style="position: absolute; top: 30px; left: 0; right: 0; height: 10px;"></div> <div style="position: absolute; top: 40px; left: 0; right: 0; height: 10px;"></div> <div style="position: absolute; top: 50px; left: 0; right: 0; height: 10px;"></div> <div style="position: absolute; top: 60px; left: 0; right: 0; height: 10px;"></div> <div style="position: absolute; top: 70px; left: 0; right: 0; height: 10px;"></div> <div style="position: absolute; top: 80px; left: 0; right: 0; height: 10px;"></div> <div style="position: absolute; top: 90px; left: 0; right: 0; height: 10px;"></div> <div style="position: absolute; top: 100px; left: 0; right: 0; height: 10px;"></div> </div> </div> </div>	<div style="border: 1px solid black; padding: 2px; margin-bottom: 2px;">10:57:39 31/12/2000</div> <div style="border: 1px solid black; padding: 2px; margin-bottom: 2px;"> <table border="1" style="width: 100%; border-collapse: collapse;"> <thead> <tr> <th style="width: 25%;">Trend</th> <th style="width: 25%;">Tag connection</th> <th style="width: 25%;">Value</th> <th style="width: 25%;">Date/time</th> </tr> </thead> <tbody> <tr> <td style="height: 20px;"></td> <td></td> <td></td> <td></td> </tr> </tbody> </table> </div> <div style="border: 1px solid black; padding: 2px; margin-bottom: 2px;">10:59:39 31/12/2000</div>	Trend	Tag connection	Value	Date/time				
Trend	Tag connection	Value	Date/time							
		12	9 + 🔍	10 - 🔍	11 Ladění "w" přes potenciometr					

Name	Menu - L3 - PID-Autotuning	Background color	182, 182, 182	Grid color	0, 0, 0
------	----------------------------	------------------	---------------	------------	---------

Number	13	Template		Tooltip	
--------	----	----------	--	---------	--

Rectangle_17

Type	Rectangle	Name	Rectangle_17	X position	5
Y position	9	Width	152	Height	50
Layer	0 - Layer_0	Background color	217, 217, 217	Border color	24, 28, 49
Dynamizations/Visibility					
Tag - Cycle	PID_config_SelfTune_Finetun_State -	Data type	Range	Start range	-100
End range	-100	Visibility	Visible		

Rectangle_1

Type	Rectangle	Name	Rectangle_1	X position	0
Y position	0	Width	799	Height	479
Layer	0 - Layer_0	Background color	192, 192, 192	Border color	0, 0, 0

Rectangle_102

Type	Rectangle	Name	Rectangle_102	X position	1
Y position	1	Width	797	Height	477
Layer	0 - Layer_0	Background color	192, 192, 192	Border color	255, 255, 255

Rectangle_103

Type	Rectangle	Name	Rectangle_103	X position	3
Y position	3	Width	793	Height	473
Layer	0 - Layer_0	Background color	192, 192, 192	Border color	128, 128, 128

Rectangle_104

Type	Rectangle	Name	Rectangle_104	X position	4
Y position	4	Width	791	Height	471
Layer	0 - Layer_0	Background color	143, 143, 143	Border color	0, 0, 0

Rectangle_40

Type	Rectangle	Name	Rectangle_40	X position	743
Y position	6	Width	49	Height	42
Layer	0 - Layer_0	Background color	192, 192, 192	Border color	0, 0, 0

Rectangle_41

Type	Rectangle	Name	Rectangle_41	X position	744
Y position	7	Width	47	Height	40
Layer	0 - Layer_0	Background color	192, 192, 192	Border color	255, 255, 255

Rectangle_42

Type	Rectangle	Name	Rectangle_42	X position	746
Y position	9	Width	43	Height	36
Layer	0 - Layer_0	Background color	192, 192, 192	Border color	128, 128, 128

Rectangle_43

Type	Rectangle	Name	Rectangle_43	X position	747
Y position	10	Width	41	Height	34
Layer	0 - Layer_0	Background color	192, 192, 192	Border color	0, 0, 0

Button_5

Type	Button	Name	Button_5	X position	747
Y position	10	Width	42	Height	34
Mode	Text	Text OFF	X	Text ON	

Dynamizations\Event

Event name	Click
------------	-------

Function list\ActivateScreen

Screen name	Menu - L3 - PID-Nastaveni PID	Object number	0
-------------	-------------------------------	---------------	---

Rectangle_2

Type	Rectangle	Name	Rectangle_2	X position	6
Y position	229	Width	114	Height	244
Layer	0 - Layer_0	Background color	192, 192, 192	Border color	0, 0, 0

Rectangle_3

Type	Rectangle	Name	Rectangle_3	X position	7
Y position	230	Width	112	Height	242

Layer	0 - Layer_0	Background color	192, 192, 192	Border color	255, 255, 255
--------------	-------------	-------------------------	---------------	---------------------	---------------

Rectangle_4

Type	Rectangle	Name	Rectangle_4	X position	9
Y position	232	Width	108	Height	238
Layer	0 - Layer_0	Background color	192, 192, 192	Border color	128, 128, 128

Rectangle_5

Type	Rectangle	Name	Rectangle_5	X position	10
Y position	233	Width	106	Height	236
Layer	0 - Layer_0	Background color	192, 192, 192	Border color	0, 0, 0

I/O field_1

Type	I/O field	Name	I/O field_1	X position	51
Y position	364	Width	60	Height	32
Layer	0 - Layer_0	Mode	Output	Font	Tahoma, 16px, style=Bold

Dynamizations\Tag connection

Property name	Process value	Tag	PID_param_Gain
----------------------	---------------	------------	----------------

I/O field_2

Type	I/O field	Name	I/O field_2	X position	51
Y position	399	Width	61	Height	32
Layer	0 - Layer_0	Mode	Output	Font	Tahoma, 16px, style=Bold

Dynamizations\Tag connection

Property name	Process value	Tag	PID_param_Ti
----------------------	---------------	------------	--------------

I/O field_3

Type	I/O field	Name	I/O field_3	X position	51
Y position	434	Width	61	Height	32
Layer	0 - Layer_0	Mode	Output	Font	Tahoma, 16px, style=Bold

Dynamizations\Tag connection

Property name	Process value	Tag	PID_param_Td
----------------------	---------------	------------	--------------

Text field_5

Type	Text field	Name	Text field_5	X position	31
Y position	374	Width	17	Height	23
Layer	0 - Layer_0	Font	Tahoma, 16px, style=Bold	Text	P

Text field_7

Type	Text field	Name	Text field_7	X position	30
Y position	408	Width	11	Height	23
Layer	0 - Layer_0	Font	Tahoma, 16px, style=Bold	Text	i

Text field_9

Type	Text field	Name	Text field_9	X position	28
Y position	442	Width	18	Height	23
Layer	0 - Layer_0	Font	Tahoma, 16px, style=Bold	Text	D

Text field_32

Type	Text field	Name	Text field_32	X position	35
Y position	231	Width	82	Height	25
Layer	0 - Layer_0	Font	Tahoma, 17px, style=Bold	Text	Váhy

I/O field_5

Type	I/O field	Name	I/O field_5	X position	52
Y position	257	Width	59	Height	24
Layer	0 - Layer_0	Mode	Output	Font	Tahoma, 16px, style=Bold

Dynamizations\Tag connection

Property name	Process value	Tag	PID_param_PWeighting
---------------	---------------	-----	----------------------

Text field_29

Type	Text field	Name	Text field_29	X position	18
Y position	257	Width	32	Height	23
Layer	0 - Layer_0	Font	Tahoma, 16px, style=Bold	Text	"b"

I/O field_7

Type	I/O field	Name	I/O field_7	X position	52
Y position	283	Width	59	Height	26
Layer	0 - Layer_0	Mode	Output	Font	Tahoma, 16px, style=Bold

Dynamizations\Tag connection

Property name	Process value	Tag	PID_param_DWeighting
---------------	---------------	-----	----------------------

Text field_31

Type	Text field	Name	Text field_31	X position	19
Y position	285	Width	30	Height	23
Layer	0 - Layer_0	Font	Tahoma, 16px, style=Bold	Text	"c"

I/O field_6

Type	I/O field	Name	I/O field_6	X position	52
Y position	311	Width	60	Height	23
Layer	0 - Layer_0	Mode	Output	Font	Tahoma, 16px, style=Bold

Dynamizations\Tag connection

Property name	Process value	Tag	PID_param_TdFiltRatio
---------------	---------------	-----	-----------------------

Text field_30

Type	Text field	Name	Text field_30	X position	19
Y position	311	Width	32	Height	23
Layer	0 - Layer_0	Font	Tahoma, 16px, style=Bold	Text	"a"

Text field_4

Type	Text field	Name	Text field_4	X position	8
Y position	364	Width	46	Height	27
Layer	0 - Layer_0	Font	Tahoma, 19px, style=Bold	Text	"K "

Text field_6

Type	Text field	Name	Text field_6	X position	9
Y position	432	Width	45	Height	27
Layer	0 - Layer_0	Font	Tahoma, 19px, style=Bold	Text	"T "

Text field_8

Type	Text field	Name	Text field_8	X position	8
Y position	399	Width	45	Height	27
Layer	0 - Layer_0	Font	Tahoma, 19px, style=Bold	Text	"T "

Rectangle_14

Type	Rectangle	Name	Rectangle_14	X position	10
Y position	336	Width	106	Height	5
Layer	0 - Layer_0	Background color	192, 192, 190	Border color	24, 28, 49

Text field_10

Type	Text field	Name	Text field_10	X position	15
Y position	338	Width	112	Height	25
Layer	0 - Layer_0	Font	Tahoma, 17px, style=Bold	Text	Parametry

Rectangle_6

Type	Rectangle	Name	Rectangle_6	X position	6
Y position	6	Width	375	Height	42
Layer	0 - Layer_0	Background color	192, 192, 192	Border color	0, 0, 0

Rectangle_7

Type	Rectangle	Name	Rectangle_7	X position	7
Y position	7	Width	373	Height	40
Layer	0 - Layer_0	Background color	192, 192, 192	Border color	255, 255, 255

Rectangle_8

Type	Rectangle	Name	Rectangle_8	X position	9
Y position	9	Width	369	Height	36
Layer	0 - Layer_0	Background color	192, 192, 192	Border color	128, 128, 128

Rectangle_9

Type	Rectangle	Name	Rectangle_9	X position	10
Y position	10	Width	367	Height	34

Layer	0 - Layer_0	Background color	192, 192, 192	Border color	0, 0, 0
-------	-------------	------------------	---------------	--------------	---------

Symbolic I/O field_3

Type	Symbolic I/O field	Name	Symbolic I/O field_3	X position	97
Y position	11	Width	90	Height	32
Layer	0 - Layer_0	Mode	Output	Font	Tahoma, 16px, style=Bold
Text list	CTU_PID_STAV				

Dynamizations\Tag connection

Property name	Process value	Tag	PID_param_State
---------------	---------------	-----	-----------------

I/O field_4

Type	I/O field	Name	I/O field_4	X position	296
Y position	11	Width	80	Height	32
Layer	0 - Layer_0	Mode	Output	Font	Tahoma, 16px, style=Bold

Dynamizations\Tag connection

Property name	Process value	Tag	PID_config_SelfTune_Progress
---------------	---------------	-----	------------------------------

Text field_11

Type	Text field	Name	Text field_11	X position	179
Y position	15	Width	127	Height	23
Layer	0 - Layer_0	Font	Tahoma, 16px, style=Bold	Text	Stav tuningu:

Text field_1

Type	Text field	Name	Text field_1	X position	4
Y position	15	Width	102	Height	23
Layer	0 - Layer_0	Font	Tahoma, 16px, style=Bold	Text	Regulator:

Rectangle_10

Type	Rectangle	Name	Rectangle_10	X position	6
Y position	47	Width	219	Height	42
Layer	0 - Layer_0	Background color	192, 192, 192	Border color	0, 0, 0

Rectangle_11

Type	Rectangle	Name	Rectangle_11	X position	7
------	-----------	------	--------------	------------	---

Y position	48	Width	217	Height	40
Layer	0 - Layer_0	Background color	192, 192, 192	Border color	255, 255, 255

Rectangle_12

Type	Rectangle	Name	Rectangle_12	X position	9
Y position	50	Width	213	Height	36
Layer	0 - Layer_0	Background color	192, 192, 192	Border color	128, 128, 128

Rectangle_13

Type	Rectangle	Name	Rectangle_13	X position	10
Y position	51	Width	211	Height	34
Layer	0 - Layer_0	Background color	192, 192, 192	Border color	0, 0, 0

Button_2

Type	Button	Name	Button_2	X position	10
Y position	51	Width	104	Height	34
Mode	Text	Text OFF	Pre-tuning	Text ON	

Dynamizations\Event

Event name	Click
-------------------	-------

Function list\SetTag

Tag	PID_param_Mode	Value	1
------------	----------------	--------------	---

Dynamizations\Event

Event name	Press
-------------------	-------

Function list\SetBit

Tag	PID_Hlidani_Teploty_Pece.Reset
------------	--------------------------------

Dynamizations\Event

Event name	Release
-------------------	---------

Function list\ResetBit

Tag	PID_Hlidani_Teploty_Pece.Reset
------------	--------------------------------

Symbolic I/O field_1

Type	Symbolic I/O field	Name	Symbolic I/O field_1	X position	114
Y position	51	Width	107	Height	34
Layer	0 - Layer_0	Mode	Output	Font	Tahoma, 16px, style=Bold
Text list	CTU_PID_pretuning_stav				

Dynamizations\Tag connection

Property name	Process value	Tag	PID_config_SelfTune_Pretun_State
---------------	---------------	-----	----------------------------------

Rectangle_15

Type	Rectangle	Name	Rectangle_15	X position	6
Y position	88	Width	219	Height	42
Layer	0 - Layer_0	Background color	192, 192, 192	Border color	0, 0, 0

Rectangle_16

Type	Rectangle	Name	Rectangle_16	X position	7
Y position	89	Width	217	Height	40
Layer	0 - Layer_0	Background color	192, 192, 192	Border color	255, 255, 255

Rectangle_18

Type	Rectangle	Name	Rectangle_18	X position	9
Y position	91	Width	213	Height	36
Layer	0 - Layer_0	Background color	192, 192, 192	Border color	128, 128, 128

Rectangle_19

Type	Rectangle	Name	Rectangle_19	X position	10
Y position	92	Width	211	Height	34
Layer	0 - Layer_0	Background color	192, 192, 192	Border color	0, 0, 0

Button_3

Type	Button	Name	Button_3	X position	10
Y position	92	Width	104	Height	34
Mode	Text	Text OFF	Fine-tuning	Text ON	

Dynamizations\Event

Event name	Click
------------	-------

Function list\SetTag

Tag	PID_param_Mode	Value	2
-----	----------------	-------	---

Dynamizations\Event

Event name	Press
------------	-------

Function list\SetBit

Tag	PID_Hlidani_Teploty_Pece.Reset
-----	--------------------------------

Dynamizations\Event

Event name	Release
------------	---------

Function list\ResetBit

Tag	PID_Hlidani_Teploty_Pece.Reset
-----	--------------------------------

Symbolic I/O field_2

Type	Symbolic I/O field	Name	Symbolic I/O field_2	X position	114
Y position	92	Width	107	Height	35
Layer	0 - Layer_0	Mode	Output	Font	Tahoma, 16px, style=Bold
Text list	CTU_PID_finetuning_stav				

Dynamizations\Tag connection

Property name	Process value	Tag	PID_config_SelfTune_Finetun_State
---------------	---------------	-----	-----------------------------------

Rectangle_28

Type	Rectangle	Name	Rectangle_28	X position	385
Y position	6	Width	215	Height	42
Layer	0 - Layer_0	Background color	192, 192, 192	Border color	0, 0, 0

Rectangle_29

Type	Rectangle	Name	Rectangle_29	X position	386
Y position	7	Width	213	Height	40
Layer	0 - Layer_0	Background color	192, 192, 192	Border color	255, 255, 255

Rectangle_30

Type	Rectangle	Name	Rectangle_30	X position	388
Y position	9	Width	209	Height	36
Layer	0 - Layer_0	Background color	192, 192, 192	Border color	128, 128, 128

Rectangle_31

Type	Rectangle	Name	Rectangle_31	X position	389
Y position	10	Width	207	Height	34
Layer	0 - Layer_0	Background color	192, 192, 192	Border color	0, 0, 0

Button_6

Type	Button	Name	Button_6	X position	539
Y position	10	Width	57	Height	33
Mode	Text	Text OFF	INFO	Text ON	

Dynamizations\Event

Event name	Click
------------	-------

Function list\ActivateScreen

Screen name	ErrorList	Object number	0
-------------	-----------	---------------	---

I/O field_8

Type	I/O field	Name	I/O field_8	X position	445
Y position	11	Width	90	Height	32
Layer	0 - Layer_0	Mode	Output	Font	Tahoma, 16px, style=Bold

Dynamizations\Tag connection

Property name	Process value	Tag	"PID_Hlidani_Teploty_Pece.ErrorBits"
---------------	---------------	-----	--------------------------------------

Text field_2

Type	Text field	Name	Text field_2	X position	392
Y position	14	Width	58	Height	23
Layer	0 - Layer_0	Font	Tahoma, 16px, style=Bold	Text	Error:

Rectangle_32

Type	Rectangle	Name	Rectangle_32	X position	604
Y position	6	Width	137	Height	42
Layer	0 - Layer_0	Background color	192, 192, 192	Border color	0, 0, 0

Rectangle_33

Type	Rectangle	Name	Rectangle_33	X position	605
Y position	7	Width	135	Height	40
Layer	0 - Layer_0	Background color	192, 192, 192	Border color	255, 255, 255

Rectangle_34

Type	Rectangle	Name	Rectangle_34	X position	607
Y position	9	Width	131	Height	36
Layer	0 - Layer_0	Background color	192, 192, 192	Border color	128, 128, 128

Rectangle_35

Type	Rectangle	Name	Rectangle_35	X position	608
Y position	10	Width	129	Height	34
Layer	0 - Layer_0	Background color	217, 217, 217	Border color	0, 0, 0

Button_7

Type	Button	Name	Button_7	X position	608
Y position	10	Width	129	Height	34
Mode	Text	Text OFF	ERROR ACK	Text ON	

Dynamizations\Event

Event name	Press
------------	-------

Function list\SetBit

Tag	PID_Hlidani_Teploty_Pece.ErrorAck
-----	-----------------------------------

Dynamizations\Event

Event name	Release
------------	---------

Function list\ResetBit

Tag	PID_Hlidani_Teploty_Pece.ErrorAck
-----	-----------------------------------

Rectangle_20

Type	Rectangle	Name	Rectangle_20	X position	6
Y position	129	Width	159	Height	60
Layer	0 - Layer_0	Background color	192, 192, 192	Border color	0, 0, 0

Rectangle_21

Type	Rectangle	Name	Rectangle_21	X position	7
Y position	130	Width	157	Height	58
Layer	0 - Layer_0	Background color	192, 192, 192	Border color	255, 255, 255

Rectangle_22

Type	Rectangle	Name	Rectangle_22	X position	9
Y position	132	Width	153	Height	54
Layer	0 - Layer_0	Background color	192, 192, 192	Border color	128, 128, 128

Rectangle_23

Type	Rectangle	Name	Rectangle_23	X position	10
Y position	133	Width	151	Height	52
Layer	0 - Layer_0	Background color	217, 217, 217	Border color	0, 0, 0

Switch_1

Type	Switch	Name	Switch_1	X position	13
Y position	131	Width	145	Height	52
Layer	0 - Layer_0	Mode	Switch		

Dynamizations\Tag connection

Property name	Process value	Tag	PID_config_SelfTune_Finetun_Run-In_bypass
---------------	---------------	-----	---

Rectangle_24

Type	Rectangle	Name	Rectangle_24	X position	6
------	-----------	------	--------------	------------	---

Totally Integrated Automation Portal		
--------------------------------------	--	--

Y position	188	Width	159	Height	42
Layer	0 - Layer_0	Background color	192, 192, 192	Border color	0, 0, 0

Rectangle_25

Type	Rectangle	Name	Rectangle_25	X position	7
Y position	189	Width	157	Height	40
Layer	0 - Layer_0	Background color	192, 192, 192	Border color	255, 255, 255

Rectangle_26

Type	Rectangle	Name	Rectangle_26	X position	9
Y position	191	Width	153	Height	36
Layer	0 - Layer_0	Background color	192, 192, 192	Border color	128, 128, 128

Rectangle_27

Type	Rectangle	Name	Rectangle_27	X position	10
Y position	192	Width	151	Height	34
Layer	0 - Layer_0	Background color	217, 217, 217	Border color	0, 0, 0

Button_1

Type	Button	Name	Button_1	X position	10
Y position	192	Width	151	Height	34
Mode	Text	Text OFF	Volba metody	Text ON	

Dynamizations\Event

Event name	Click
------------	-------

Function list\ShowPopupScreen

Name of the screen	PID - Tunning Volba	X coordinate	300	Y coordinate	8
Display mode	Toggle	Animation	Off	Animation speed	Medium

Trend view_1

Type	Trend view	Name	Trend view_1	X position	226
Y position	48	Width	568	Height	375
Layer	0 - Layer_0	Axis label font	Tahoma, 13px, style=Bold	Number of visible items	3

--	--	--

Rectangle_36

Type	Rectangle	Name	Rectangle_36	X position	227
Y position	424	Width	566	Height	50
Layer	0 - Layer_0	Background color	192, 192, 192	Border color	255, 255, 255

Rectangle_37

Type	Rectangle	Name	Rectangle_37	X position	229
Y position	426	Width	561	Height	46
Layer	0 - Layer_0	Background color	192, 192, 192	Border color	128, 128, 128

Dynamizations\Visibility

Tag - Cycle	PID_Mereri_Show -	Data type	Range	Start range	1
End range	1	Visibility	Visible		

Rectangle_38

Type	Rectangle	Name	Rectangle_38	X position	231
Y position	427	Width	559	Height	44
Layer	0 - Layer_0	Background color	175, 175, 175	Border color	0, 0, 0

Button_4

Type	Button	Name	Button_4	X position	288
Y position	427	Width	54	Height	44
Mode	Graphic	Text OFF	ACT	Text ON	

Dynamizations\Event

Event name	Click
------------	-------

Function list\TrendViewExtend

Screen object	Trend view_1
---------------	--------------

Button_8

Type	Button	Name	Button_8	X position	346
Y position	427	Width	54	Height	44
Mode	Graphic	Text OFF	ACT	Text ON	

Dynamizations\Event

Event name	Click
------------	-------

Function list\TrendViewCompress

Screen object	Trend view_1
---------------	--------------

Switch_3

Type	Switch	Name	Switch_3	X position	439
Y position	427	Width	255	Height	44
Layer	0 - Layer_0	Mode	Switch with text		

Dynamizations\Tag connection

Property name	Process value	Tag	"CTU_Data.Frekv_ladeni_enable"
---------------	---------------	-----	--------------------------------

Dynamizations\Event

Event name	Change
------------	--------

Function list\ResetBit

Tag	Generator_W_DB.Custom_HistoryUpload
-----	-------------------------------------

Function list\ShowPopupScreen

Name of the screen	Ladeni	X coordinate	5	Y coordinate	46
Display mode	Toggle	Animation	Off	Animation speed	Medium

Dynamizations\Appearance

Tag - Cycle	"CTU_Data.Frekv_ladeni_enable" -	Data type	Range	Range	0..0
Foreground color	0, 0, 0	Background color	192, 192, 192	Flashing	No
Range	1..1	Foreground color	128, 128, 128	Background color	192, 192, 192
Flashing	No				

Rectangle_39

Type	Rectangle	Name	Rectangle_39	X position	399
Y position	427	Width	6	Height	44
Layer	0 - Layer_0	Background color	192, 192, 192	Border color	24, 28, 49

Rectangle_44

Type	Rectangle	Name	Rectangle_44	X position	434
Y position	427	Width	6	Height	44
Layer	0 - Layer_0	Background color	192, 192, 192	Border color	24, 28, 49

Rectangle_45

Type	Rectangle	Name	Rectangle_45	X position	693
Y position	427	Width	6	Height	44
Layer	0 - Layer_0	Background color	192, 192, 192	Border color	24, 28, 49

Rectangle_46

Type	Rectangle	Name	Rectangle_46	X position	341
Y position	427	Width	6	Height	44
Layer	0 - Layer_0	Background color	192, 192, 192	Border color	24, 28, 49

Rectangle_47

Type	Rectangle	Name	Rectangle_47	X position	283
Y position	427	Width	6	Height	44
Layer	0 - Layer_0	Background color	192, 192, 192	Border color	24, 28, 49

Rectangle_49

Type	Rectangle	Name	Rectangle_49	X position	226
Y position	423	Width	569	Height	52
Layer	0 - Layer_0	Background color	217, 217, 217	Border color	24, 28, 49

Switch_2

Type	Switch	Name	Switch_2	X position	231
Y position	427	Width	52	Height	44
Layer	0 - Layer_0	Mode	Switch with graphic		

Dynamizations\Event

Event name	Change
------------	--------

Function list\TrendViewStartStop

Screen object

Trend view_1

Dynamizations\Tag connection

Property name

Process value

Tag

"CTU_Data.TrendViewOn/OFF"

CTU_Laboratory

Menu - L3 - PID-Nastavení PID

Hardcopy of Menu - L3 - PID-Nastavení PID

<p>ŽÁDANÁ VELIČINA "w"</p> <p>MAX <input type="text" value="1000.0 °C"/> </p> <p>MIN <input type="text" value="2000.0 °C"/></p>	<p>AKČNÍ VELIČINA "u"</p> <p>MAX <input type="text" value="3000.0 %"/> </p> <p>MIN <input type="text" value="4000.0 %"/></p>	<p>REGULOVANÁ VELIČINA "y"</p> <p>MAX <input type="text" value="5000.0 °C"/> </p> <p>MIN <input type="text" value="6000.0 °C"/></p>	<input type="text" value="12"/> X
<p>Pulzně šířková modulace (PWM):</p> <p>MIN ON TIME <input type="text" value="7000.00 s"/></p> <p>MIN OFF TIME <input type="text" value="8000.00 s"/></p>	<p>NASTAVENÍ PID PARAMETRŮ:</p> <p><input type="text" value="13"/> ULOŽIT </p> <p><input type="text" value="16"/> NAHRÁT </p> <p><input type="text" value="14"/> AUTO TUNING </p>		<p>Vzorkovací perioda</p> <p>[0.001 až 1.0s]</p> <p><input type="text" value="15"/> 0.000 s</p>
<p>Váha proporčního členu "b"</p> <p>[rozsah: 0.0 až 1.0]</p> <p><input type="text" value="9"/> 0.0</p>	<p>Zpožd'ovací derivační koeficient "a"</p> <p>[default 0,2 ; doporučeno 0,5]</p> <p><input type="text" value="10"/> 0.0</p>	<p>Váha derivačního členu "c"</p> <p>[rozsah: 0.0 až 1.0]</p> <p><input type="text" value="11"/> 0.0</p>	
$u = K_P \cdot \left[(b \cdot w - y) + \frac{1}{T_i \cdot s} (w - y) + \frac{T_D \cdot s}{a \cdot T_D \cdot s + 1} (c \cdot w - y) \right]$			

Name	Menu - L3 - PID-Nastavení PID	Background color	182, 182, 182	Grid color	0, 0, 0
------	-------------------------------	------------------	---------------	------------	---------

Number	11	Template		Tooltip	
---------------	----	-----------------	--	----------------	--

Text field_6

Type	Text field	Name	Text field_6	X position	263
Y position	343	Width	11	Height	23
Layer	0 - Layer_0	Font	Tahoma, 16px, style=Bold	Text	

Rectangle_11

Type	Rectangle	Name	Rectangle_11	X position	255
Y position	10	Width	223	Height	160
Layer	0 - Layer_0	Background color	217, 217, 217	Border color	24, 28, 49

Rectangle_16

Type	Rectangle	Name	Rectangle_16	X position	5
Y position	4	Width	790	Height	471
Layer	0 - Layer_0	Background color	128, 128, 128	Border color	24, 28, 49

Rectangle_17

Type	Rectangle	Name	Rectangle_17	X position	12
Y position	10	Width	225	Height	160
Layer	0 - Layer_0	Background color	217, 217, 217	Border color	24, 28, 49

Ellipse_1

Type	Ellipse	Name	Ellipse_1	X position	806
Y position	432	Width	96	Height	48
Layer	0 - Layer_0	Background color	217, 217, 217	Border color	24, 28, 49

Rectangle_1

Type	Rectangle	Name	Rectangle_1	X position	0
Y position	0	Width	799	Height	479
Layer	0 - Layer_0	Background color	192, 192, 192	Border color	0, 0, 0

Rectangle_102

Type	Rectangle	Name	Rectangle_102	X position	1
-------------	-----------	-------------	---------------	-------------------	---

Y position	1	Width	797	Height	477
Layer	0 - Layer_0	Background color	192, 192, 192	Border color	255, 255, 255

Rectangle_103

Type	Rectangle	Name	Rectangle_103	X position	3
Y position	3	Width	793	Height	473
Layer	0 - Layer_0	Background color	192, 192, 192	Border color	128, 128, 128

Rectangle_104

Type	Rectangle	Name	Rectangle_104	X position	4
Y position	4	Width	791	Height	471
Layer	0 - Layer_0	Background color	192, 192, 192	Border color	0, 0, 0

Rectangle_40

Type	Rectangle	Name	Rectangle_40	X position	12
Y position	10	Width	227	Height	163
Layer	0 - Layer_0	Background color	192, 192, 192	Border color	0, 0, 0

Rectangle_41

Type	Rectangle	Name	Rectangle_41	X position	13
Y position	11	Width	225	Height	161
Layer	0 - Layer_0	Background color	192, 192, 192	Border color	255, 255, 255

Rectangle_42

Type	Rectangle	Name	Rectangle_42	X position	15
Y position	13	Width	221	Height	157
Layer	0 - Layer_0	Background color	192, 192, 192	Border color	128, 128, 128

Rectangle_43

Type	Rectangle	Name	Rectangle_43	X position	16
Y position	14	Width	219	Height	155
Layer	0 - Layer_0	Background color	192, 192, 192	Border color	0, 0, 0

Text field_17

Type	Text field	Name	Text field_17	X position	23
Y position	17	Width	226	Height	23
Layer	0 - Layer_0	Font	Tahoma, 16px, style=Bold	Text	ŽÁDANÁ VELIČINA "w"

I/O field_10

Type	I/O field	Name	I/O field_10	X position	21
Y position	63	Width	84	Height	32
Layer	0 - Layer_0	Mode	Input/output	Font	Tahoma, 16px, style=Bold

Dynamizations\Tag connection

Property name	Process value	Tag	PID_config_SetpointUpperLimit
---------------	---------------	-----	-------------------------------

I/O field_11

Type	I/O field	Name	I/O field_11	X position	21
Y position	121	Width	84	Height	32
Layer	0 - Layer_0	Mode	Input/output	Font	Tahoma, 16px, style=Bold

Dynamizations\Tag connection

Property name	Process value	Tag	PID_config_SetpointLowerLimit
---------------	---------------	-----	-------------------------------

Text field_18

Type	Text field	Name	Text field_18	X position	41
Y position	42	Width	45	Height	23
Layer	0 - Layer_0	Font	Tahoma, 16px, style=Bold	Text	MAX

Text field_19

Type	Text field	Name	Text field_19	X position	41
Y position	100	Width	41	Height	23
Layer	0 - Layer_0	Font	Tahoma, 16px, style=Bold	Text	MIN

Graphic view_4

Type	Graphic view	Name	Graphic view_4	X position	109
Y position	46	Width	121	Height	119
Layer	0 - Layer_0	Graphic	Graphic_29	Fit graphic to size	Stretch graphic

Rectangle_2

Type	Rectangle	Name	Rectangle_2	X position	252
Y position	10	Width	227	Height	163
Layer	0 - Layer_0	Background color	192, 192, 192	Border color	0, 0, 0

Rectangle_3

Type	Rectangle	Name	Rectangle_3	X position	253
Y position	11	Width	225	Height	161
Layer	0 - Layer_0	Background color	192, 192, 192	Border color	255, 255, 255

Rectangle_4

Type	Rectangle	Name	Rectangle_4	X position	255
Y position	13	Width	221	Height	157
Layer	0 - Layer_0	Background color	192, 192, 192	Border color	128, 128, 128

Rectangle_22

Type	Rectangle	Name	Rectangle_22	X position	256
Y position	14	Width	219	Height	155
Layer	0 - Layer_0	Background color	192, 192, 192	Border color	0, 0, 0

Graphic view_1

Type	Graphic view	Name	Graphic view_1	X position	349
Y position	47	Width	123	Height	119
Layer	0 - Layer_0	Graphic	Graphic_28	Fit graphic to size	Stretch graphic

Text field_11

Type	Text field	Name	Text field_11	X position	278
Y position	19	Width	207	Height	23
Layer	0 - Layer_0	Font	Tahoma, 16px, style=Bold	Text	AKČNÍ VELIČINA "u"

I/O field_6

Type	I/O field	Name	I/O field_6	X position	261
Y position	67	Width	84	Height	32

Layer	0 - Layer_0	Mode	Input/output	Font	Tahoma, 16px, style=Bold
--------------	-------------	-------------	--------------	-------------	--------------------------

Dynamizations\Tag connection

Property name	Process value	Tag	PID_config_OutputUpperLimit
----------------------	---------------	------------	-----------------------------

I/O field_7

Type	I/O field	Name	I/O field_7	X position	261
-------------	-----------	-------------	-------------	-------------------	-----

Y position	125	Width	84	Height	32
-------------------	-----	--------------	----	---------------	----

Layer	0 - Layer_0	Mode	Input/output	Font	Tahoma, 16px, style=Bold
--------------	-------------	-------------	--------------	-------------	--------------------------

Dynamizations\Tag connection

Property name	Process value	Tag	PID_config_OutputLowerLimit
----------------------	---------------	------------	-----------------------------

Text field_12

Type	Text field	Name	Text field_12	X position	280
-------------	------------	-------------	---------------	-------------------	-----

Y position	46	Width	45	Height	23
-------------------	----	--------------	----	---------------	----

Layer	0 - Layer_0	Font	Tahoma, 16px, style=Bold	Text	MAX
--------------	-------------	-------------	--------------------------	-------------	-----

Text field_13

Type	Text field	Name	Text field_13	X position	280
-------------	------------	-------------	---------------	-------------------	-----

Y position	104	Width	41	Height	23
-------------------	-----	--------------	----	---------------	----

Layer	0 - Layer_0	Font	Tahoma, 16px, style=Bold	Text	MIN
--------------	-------------	-------------	--------------------------	-------------	-----

Text field_24

Type	Text field	Name	Text field_24	X position	394
-------------	------------	-------------	---------------	-------------------	-----

Y position	51	Width	49	Height	23
-------------------	----	--------------	----	---------------	----

Layer	0 - Layer_0	Font	Tahoma, 16px, style=Bold	Text	PWM
--------------	-------------	-------------	--------------------------	-------------	-----

Rectangle_23

Type	Rectangle	Name	Rectangle_23	X position	492
-------------	-----------	-------------	--------------	-------------------	-----

Y position	10	Width	241	Height	163
-------------------	----	--------------	-----	---------------	-----

Layer	0 - Layer_0	Background color	192, 192, 192	Border color	0, 0, 0
--------------	-------------	-------------------------	---------------	---------------------	---------

Rectangle_24

Type	Rectangle	Name	Rectangle_24	X position	493
-------------	-----------	-------------	--------------	-------------------	-----

Y position	11	Width	239	Height	161
-------------------	----	--------------	-----	---------------	-----

Layer	0 - Layer_0	Background color	192, 192, 192	Border color	255, 255, 255
--------------	-------------	-------------------------	---------------	---------------------	---------------

Rectangle_25

Type	Rectangle	Name	Rectangle_25	X position	495
Y position	13	Width	235	Height	157
Layer	0 - Layer_0	Background color	192, 192, 192	Border color	128, 128, 128

Rectangle_26

Type	Rectangle	Name	Rectangle_26	X position	496
Y position	14	Width	233	Height	155
Layer	0 - Layer_0	Background color	192, 192, 192	Border color	0, 0, 0

Text field_14

Type	Text field	Name	Text field_14	X position	496
Y position	17	Width	254	Height	23
Layer	0 - Layer_0	Font	Tahoma, 16px, style=Bold	Text	REGULOVANÁ VELIČINA "y"

I/O field_8

Type	I/O field	Name	I/O field_8	X position	505
Y position	67	Width	84	Height	32
Layer	0 - Layer_0	Mode	Input/output	Font	Tahoma, 16px, style=Bold

Dynamizations\Tag connection

Property name	Process value	Tag	PID_config_InputUpperLimit
----------------------	---------------	------------	----------------------------

I/O field_9

Type	I/O field	Name	I/O field_9	X position	504
Y position	125	Width	84	Height	32
Layer	0 - Layer_0	Mode	Input/output	Font	Tahoma, 16px, style=Bold

Dynamizations\Tag connection

Property name	Process value	Tag	PID_config_InputLowerLimit
----------------------	---------------	------------	----------------------------

Text field_15

Type	Text field	Name	Text field_15	X position	526
Y position	46	Width	45	Height	23

Layer	0 - Layer_0	Font	Tahoma, 16px, style=Bold	Text	MAX
--------------	-------------	-------------	--------------------------	-------------	-----

Text field_16

Type	Text field	Name	Text field_16	X position	526
Y position	104	Width	41	Height	23
Layer	0 - Layer_0	Font	Tahoma, 16px, style=Bold	Text	MIN

Graphic view_3

Type	Graphic view	Name	Graphic view_3	X position	604
Y position	47	Width	121	Height	119
Layer	0 - Layer_0	Graphic	Graphic_29	Fit graphic to size	Stretch graphic

Text field_25

Type	Text field	Name	Text field_25	X position	637
Y position	49	Width	62	Height	23
Layer	0 - Layer_0	Font	Tahoma, 16px, style=Bold	Text	PT100

Rectangle_8

Type	Rectangle	Name	Rectangle_8	X position	12
Y position	181	Width	282	Height	122
Layer	0 - Layer_0	Background color	192, 192, 192	Border color	0, 0, 0

Rectangle_27

Type	Rectangle	Name	Rectangle_27	X position	13
Y position	182	Width	280	Height	120
Layer	0 - Layer_0	Background color	192, 192, 192	Border color	255, 255, 255

Rectangle_28

Type	Rectangle	Name	Rectangle_28	X position	15
Y position	184	Width	276	Height	116
Layer	0 - Layer_0	Background color	192, 192, 192	Border color	128, 128, 128

Rectangle_29

Type	Rectangle	Name	Rectangle_29	X position	16
-------------	-----------	-------------	--------------	-------------------	----

Y position	185	Width	274	Height	114
Layer	0 - Layer_0	Background color	192, 192, 192	Border color	0, 0, 0

I/O field_4

Type	I/O field	Name	I/O field_4	X position	36
Y position	249	Width	96	Height	32
Layer	0 - Layer_0	Mode	Input/output	Font	Tahoma, 16px, style=Bold

Dynamizations\Tag connection

Property name	Process value	Tag	PID_config_MinimumOnTime
----------------------	---------------	------------	--------------------------

I/O field_5

Type	I/O field	Name	I/O field_5	X position	178
Y position	249	Width	96	Height	32
Layer	0 - Layer_0	Mode	Input/output	Font	Tahoma, 16px, style=Bold

Dynamizations\Tag connection

Property name	Process value	Tag	PID_config_MinimumOffTime
----------------------	---------------	------------	---------------------------

Text field_8

Type	Text field	Name	Text field_8	X position	1
Y position	188	Width	303	Height	23
Layer	0 - Layer_0	Font	Tahoma, 16px, style=Bold	Text	Pulzně šířková modulace (PWM):

Text field_9

Type	Text field	Name	Text field_9	X position	28
Y position	220	Width	125	Height	23
Layer	0 - Layer_0	Font	Tahoma, 16px, style=Bold	Text	MIN ON TIME

Text field_10

Type	Text field	Name	Text field_10	X position	165
Y position	219	Width	132	Height	23
Layer	0 - Layer_0	Font	Tahoma, 16px, style=Bold	Text	MIN OFF TIME

Rectangle_20

Type	Rectangle	Name	Rectangle_20	X position	293
-------------	-----------	-------------	--------------	-------------------	-----

Y position	181	Width	356	Height	122
Layer	0 - Layer_0	Background color	192, 192, 192	Border color	0, 0, 0

Rectangle_21

Type	Rectangle	Name	Rectangle_21	X position	294
Y position	182	Width	353	Height	120
Layer	0 - Layer_0	Background color	192, 192, 192	Border color	255, 255, 255

Rectangle_30

Type	Rectangle	Name	Rectangle_30	X position	296
Y position	184	Width	350	Height	116
Layer	0 - Layer_0	Background color	192, 192, 192	Border color	128, 128, 128

Rectangle_31

Type	Rectangle	Name	Rectangle_31	X position	297
Y position	185	Width	348	Height	114
Layer	0 - Layer_0	Background color	192, 192, 192	Border color	0, 0, 0

Text field_22

Type	Text field	Name	Text field_22	X position	344
Y position	187	Width	278	Height	23
Layer	0 - Layer_0	Font	Tahoma, 16px, style=Bold	Text	NASTAVENÍ PID PARAMETRŮ:

Rectangle_5

Type	Rectangle	Name	Rectangle_5	X position	12
Y position	312	Width	241	Height	102
Layer	0 - Layer_0	Background color	192, 192, 192	Border color	0, 0, 0

Rectangle_32

Type	Rectangle	Name	Rectangle_32	X position	13
Y position	313	Width	239	Height	100
Layer	0 - Layer_0	Background color	192, 192, 192	Border color	255, 255, 255

Rectangle_33

Type	Rectangle	Name	Rectangle_33	X position	15
Y position	315	Width	235	Height	96
Layer	0 - Layer_0	Background color	192, 192, 192	Border color	128, 128, 128

Rectangle_34

Type	Rectangle	Name	Rectangle_34	X position	16
Y position	316	Width	233	Height	94
Layer	0 - Layer_0	Background color	192, 192, 192	Border color	0, 0, 0

I/O field_1

Type	I/O field	Name	I/O field_1	X position	90
Y position	361	Width	80	Height	32
Layer	0 - Layer_0	Mode	Input/output	Font	Tahoma, 16px, style=Bold

Dynamizations\Tag connection

Property name	Process value	Tag	PID_param_PWeighting
---------------	---------------	-----	----------------------

Text field_1

Type	Text field	Name	Text field_1	X position	20
Y position	318	Width	264	Height	23
Layer	0 - Layer_0	Font	Tahoma, 16px, style=Bold	Text	Váha proporčního členu "b"

Text field_2

Type	Text field	Name	Text field_2	X position	62
Y position	338	Width	150	Height	23
Layer	0 - Layer_0	Font	Tahoma, 16px	Text	[rozsah: 0.0 az 1.0]

Rectangle_7

Type	Rectangle	Name	Rectangle_7	X position	252
Y position	312	Width	304	Height	102
Layer	0 - Layer_0	Background color	192, 192, 192	Border color	0, 0, 0

Rectangle_35

Type	Rectangle	Name	Rectangle_35	X position	253
Y position	313	Width	302	Height	100
Layer	0 - Layer_0	Background color	192, 192, 192	Border color	255, 255, 255

Rectangle_36

Type	Rectangle	Name	Rectangle_36	X position	255
Y position	315	Width	298	Height	96
Layer	0 - Layer_0	Background color	192, 192, 192	Border color	128, 128, 128

Rectangle_37

Type	Rectangle	Name	Rectangle_37	X position	256
Y position	316	Width	296	Height	94
Layer	0 - Layer_0	Background color	192, 192, 192	Border color	0, 0, 0

I/O field_3

Type	I/O field	Name	I/O field_3	X position	361
Y position	368	Width	80	Height	32
Layer	0 - Layer_0	Mode	Input/output	Font	Tahoma, 16px, style=Bold

Dynamizations\Tag connection

Property name	Process value	Tag	PID_param_TdFiltRatio
---------------	---------------	-----	-----------------------

Text field_5

Type	Text field	Name	Text field_5	X position	258
Y position	317	Width	328	Height	23
Layer	0 - Layer_0	Font	Tahoma, 16px, style=Bold	Text	Zpožd'ovací derivační koeficient "a"

Text field_7

Type	Text field	Name	Text field_7	X position	292
Y position	343	Width	226	Height	23
Layer	0 - Layer_0	Font	Tahoma, 16px	Text	[default 0,2 ; doporučeno 0,5]

Rectangle_6

Type	Rectangle	Name	Rectangle_6	X position	555
Y position	312	Width	233	Height	102
Layer	0 - Layer_0	Background color	192, 192, 192	Border color	0, 0, 0

Rectangle_38

Type	Rectangle	Name	Rectangle_38	X position	557
Y position	313	Width	230	Height	100
Layer	0 - Layer_0	Background color	192, 192, 192	Border color	255, 255, 255

Rectangle_39

Type	Rectangle	Name	Rectangle_39	X position	558
Y position	315	Width	227	Height	96
Layer	0 - Layer_0	Background color	192, 192, 192	Border color	128, 128, 128

Rectangle_44

Type	Rectangle	Name	Rectangle_44	X position	559
Y position	316	Width	225	Height	94
Layer	0 - Layer_0	Background color	192, 192, 192	Border color	0, 0, 0

I/O field_2

Type	I/O field	Name	I/O field_2	X position	638
Y position	366	Width	80	Height	32
Layer	0 - Layer_0	Mode	Input/output	Font	Tahoma, 16px, style=Bold

Dynamizations\Tag connection

Property name	Process value	Tag	PID_param_DWeighting
---------------	---------------	-----	----------------------

Text field_4

Type	Text field	Name	Text field_4	X position	600
Y position	339	Width	150	Height	23
Layer	0 - Layer_0	Font	Tahoma, 16px	Text	[rozsah: 0.0 az 1.0]

Rectangle_9

Type	Rectangle	Name	Rectangle_9	X position	97
Y position	414	Width	600	Height	62
Layer	0 - Layer_0	Background color	192, 192, 192	Border color	0, 0, 0

Rectangle_10

Type	Rectangle	Name	Rectangle_10	X position	98
Y position	415	Width	598	Height	60
Layer	0 - Layer_0	Background color	192, 192, 192	Border color	255, 255, 255

Rectangle_12

Type	Rectangle	Name	Rectangle_12	X position	100
Y position	417	Width	594	Height	56
Layer	0 - Layer_0	Background color	192, 192, 192	Border color	128, 128, 128

Rectangle_13

Type	Rectangle	Name	Rectangle_13	X position	101
Y position	418	Width	592	Height	54
Layer	0 - Layer_0	Background color	192, 192, 192	Border color	0, 0, 0

Graphic view_2

Type	Graphic view	Name	Graphic view_2	X position	102
Y position	418	Width	590	Height	55
Layer	0 - Layer_0	Graphic	Graphic_48	Fit graphic to size	Stretch graphic

Rectangle_14

Type	Rectangle	Name	Rectangle_14	X position	743
Y position	6	Width	50	Height	44
Layer	0 - Layer_0	Background color	192, 192, 192	Border color	0, 0, 0

Rectangle_15

Type	Rectangle	Name	Rectangle_15	X position	744
Y position	7	Width	48	Height	42

Layer	0 - Layer_0	Background color	192, 192, 192	Border color	255, 255, 255
-------	-------------	------------------	---------------	--------------	---------------

Rectangle_18

Type	Rectangle	Name	Rectangle_18	X position	746
Y position	9	Width	44	Height	38
Layer	0 - Layer_0	Background color	192, 192, 192	Border color	128, 128, 128

Rectangle_19

Type	Rectangle	Name	Rectangle_19	X position	747
Y position	10	Width	42	Height	36
Layer	0 - Layer_0	Background color	192, 192, 192	Border color	0, 0, 0

Button_5

Type	Button	Name	Button_5	X position	748
Y position	10	Width	40	Height	36
Mode	Text	Text OFF	X	Text ON	

Dynamizations\Event

Event name	Click
------------	-------

Function list\ActivateScreen

Screen name	Menu - L3 - PID-Volba	Object number	0
-------------	-----------------------	---------------	---

Rectangle_45

Type	Rectangle	Name	Rectangle_45	X position	303
Y position	213	Width	86	Height	80
Layer	0 - Layer_0	Background color	192, 192, 192	Border color	0, 0, 0

Rectangle_46

Type	Rectangle	Name	Rectangle_46	X position	304
Y position	214	Width	84	Height	78
Layer	0 - Layer_0	Background color	192, 192, 192	Border color	255, 255, 255

Rectangle_47

Type	Rectangle	Name	Rectangle_47	X position	306
Y position	216	Width	80	Height	74
Layer	0 - Layer_0	Background color	192, 192, 192	Border color	128, 128, 128

Rectangle_48

Type	Rectangle	Name	Rectangle_48	X position	307
Y position	217	Width	78	Height	72
Layer	0 - Layer_0	Background color	192, 192, 192	Border color	0, 0, 0

Button_1

Type	Button	Name	Button_1	X position	307
Y position	217	Width	78	Height	72
Mode	Graphics and text	Text OFF	ULOŽIT	Text ON	

Dynamizations\Event

Event name	Press
------------	-------

Function list\SetBit

Tag	CTU_parametry.PID_parametry_zaloha
-----	------------------------------------

Dynamizations\Event

Event name	Release
------------	---------

Function list\ResetBit

Tag	CTU_parametry.PID_parametry_zaloha
-----	------------------------------------

Rectangle_49

Type	Rectangle	Name	Rectangle_49	X position	481
Y position	213	Width	157	Height	80
Layer	0 - Layer_0	Background color	192, 192, 192	Border color	0, 0, 0

Rectangle_50

Type	Rectangle	Name	Rectangle_50	X position	482
------	-----------	------	--------------	------------	-----

Y position	214	Width	155	Height	78
Layer	0 - Layer_0	Background color	192, 192, 192	Border color	255, 255, 255

Rectangle_51

Type	Rectangle	Name	Rectangle_51	X position	484
Y position	216	Width	151	Height	74
Layer	0 - Layer_0	Background color	192, 192, 192	Border color	128, 128, 128

Rectangle_52

Type	Rectangle	Name	Rectangle_52	X position	485
Y position	217	Width	149	Height	72
Layer	0 - Layer_0	Background color	192, 192, 192	Border color	0, 0, 0

Button_4

Type	Button	Name	Button_4	X position	485
Y position	217	Width	149	Height	73
Mode	Graphics and text	Text OFF	AUTO TUNING	Text ON	

Dynamizations\Event

Event name	Click
-------------------	-------

Function list\ActivateScreen

Screen name	Menu - L3 - PID-Autotuning	Object number	0
--------------------	----------------------------	----------------------	---

Text field_20

Type	Text field	Name	Text field_20	X position	534
Y position	317	Width	246	Height	23
Layer	0 - Layer_0	Font	Tahoma, 16px, style=Bold	Text	Váha derivačního členu "c"

Rectangle_53

Type	Rectangle	Name	Rectangle_53	X position	648
Y position	181	Width	140	Height	122
Layer	0 - Layer_0	Background color	192, 192, 192	Border color	0, 0, 0

Rectangle_54

Type	Rectangle	Name	Rectangle_54	X position	649
Y position	182	Width	138	Height	120
Layer	0 - Layer_0	Background color	192, 192, 192	Border color	255, 255, 255

Rectangle_55

Type	Rectangle	Name	Rectangle_55	X position	651
Y position	184	Width	134	Height	116
Layer	0 - Layer_0	Background color	192, 192, 192	Border color	128, 128, 128

Rectangle_56

Type	Rectangle	Name	Rectangle_56	X position	652
Y position	185	Width	132	Height	114
Layer	0 - Layer_0	Background color	192, 192, 192	Border color	0, 0, 0

Text field_3

Type	Text field	Name	Text field_3	X position	668
Y position	184	Width	104	Height	23
Layer	0 - Layer_0	Font	Tahoma, 16px, style=Bold	Text	Vzorkovací

Text field_21

Type	Text field	Name	Text field_21	X position	682
Y position	202	Width	74	Height	23
Layer	0 - Layer_0	Font	Tahoma, 16px, style=Bold	Text	perioda

Text field_23

Type	Text field	Name	Text field_23	X position	660
Y position	231	Width	118	Height	23
Layer	0 - Layer_0	Font	Tahoma, 16px	Text	[0.001 až 1.0s]

I/O field_12

Type	I/O field	Name	I/O field_12	X position	678
Y position	261	Width	80	Height	32

Totally Integrated Automation Portal		
--------------------------------------	--	--

Layer	0 - Layer_0	Mode	Input/output	Font	Tahoma, 16px, style=Bold
Dynamizations\Tag connection					
Property name	Process value	Tag	"PID_Hlidani_Teploty_Pece.Retain.CtrlParams.Cycle"		

Rectangle_57

Type	Rectangle	Name	Rectangle_57	X position	388
Y position	213	Width	86	Height	80
Layer	0 - Layer_0	Background color	192, 192, 192	Border color	0, 0, 0
Dynamizations\Visibility					
Tag - Cycle	PID_Volba_regulatoru -	Data type	Range	Start range	2
End range	2	Visibility	Visible		

Rectangle_58

Type	Rectangle	Name	Rectangle_58	X position	389
Y position	214	Width	84	Height	78
Layer	0 - Layer_0	Background color	192, 192, 192	Border color	255, 255, 255
Dynamizations\Visibility					
Tag - Cycle	PID_Volba_regulatoru -	Data type	Range	Start range	2
End range	2	Visibility	Visible		

Rectangle_59

Type	Rectangle	Name	Rectangle_59	X position	391
Y position	216	Width	80	Height	74
Layer	0 - Layer_0	Background color	192, 192, 192	Border color	128, 128, 128
Dynamizations\Visibility					
Tag - Cycle	PID_Volba_regulatoru -	Data type	Range	Start range	2
End range	2	Visibility	Visible		

Rectangle_60

Type	Rectangle	Name	Rectangle_60	X position	392
Y position	217	Width	78	Height	72
Layer	0 - Layer_0	Background color	192, 192, 192	Border color	0, 0, 0
Dynamizations\Visibility					
Tag - Cycle	PID_Volba_regulatoru -	Data type	Range	Start range	2
End range	2	Visibility	Visible		

--	--	--

Button_2

Type	Button	Name	Button_2	X position	392
Y position	217	Width	78	Height	72
Mode	Graphics and text	Text OFF	NAHRÁT	Text ON	

Dynamizations\Event

Event name	Press
------------	-------

Function list\SetBit

Tag	CTU_Data.PID_zaloha_nahrat
-----	----------------------------

Dynamizations\Event

Event name	Release
------------	---------

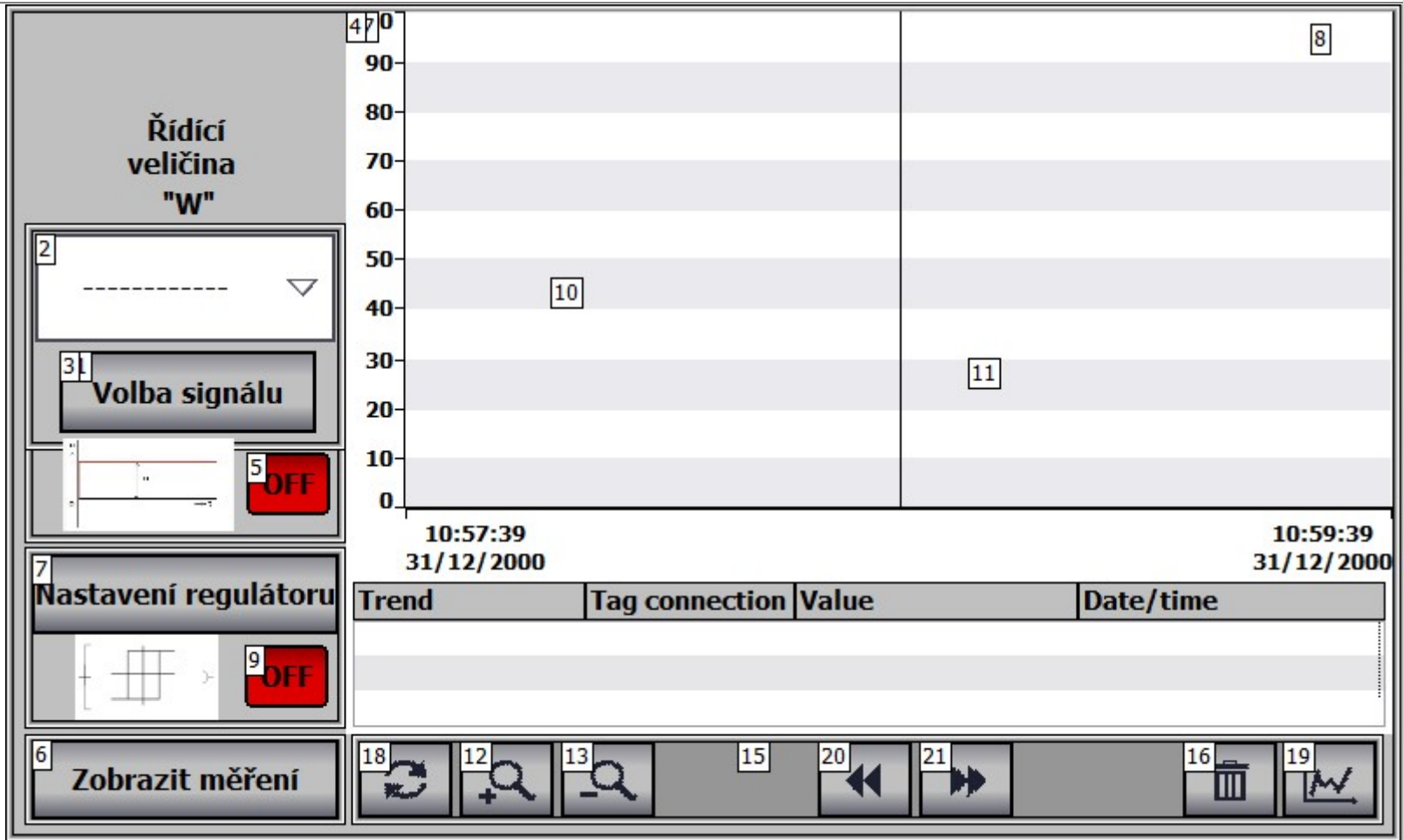
Function list\ResetBit

Tag	CTU_Data.PID_zaloha_nahrat
-----	----------------------------

CTU_Laboratory

Menu - L3 - PID-Volba

Hardcopy of Menu - L3 - PID-Volba



Name	Menu - L3 - PID-Volba	Background color	182, 182, 182	Grid color	0, 0, 0
------	-----------------------	------------------	---------------	------------	---------

Number	21	Template		Tooltip	
--------	----	----------	--	---------	--

Dynamizations\Event

Event name	Loaded
------------	--------

Function list\SetBit

Tag	CTU_Labor_pid_Enablebit
-----	-------------------------

Function list\ResetBit

Tag	CTU_Labor_frekv_Enablebit
-----	---------------------------

Function list\ResetBit

Tag	CTU_Labor_logika_Enablebit
-----	----------------------------

Function list\StartLogging

Log type	Data log	Log	L3_UzavrenyRegulacniObvod
----------	----------	-----	---------------------------

Line_5

Type	Line	Name	Line_5	X position	256
Y position	165	Width	69	Height	0
Layer	0 - Layer_0	Line width	2	Color	24, 28, 49
Background color	255, 255, 255				

Line_10

Type	Line	Name	Line_10	X position	642
Y position	166	Width	44	Height	0
Layer	0 - Layer_0	Line width	2	Color	24, 28, 49
Background color	255, 255, 255				

Line_23

Type	Line	Name	Line_23	X position	680
Y position	166	Width	8	Height	9
Layer	0 - Layer_0	Line width	2	Color	24, 28, 49
Background color	255, 255, 255				

Line_24

Type	Line	Name	Line_24	X position	680
Y position	158	Width	8	Height	8
Layer	0 - Layer_0	Line width	2	Color	24, 28, 49
Background color	255, 255, 255				

Circle_2

Type	Circle	Name	Circle_2	X position	217
Y position	144	Width	47	Height	47
Radius	23	Background color	217, 217, 217	Border color	24, 28, 49

Line_25

Type	Line	Name	Line_25	X position	185
Y position	165	Width	29	Height	0
Layer	0 - Layer_0	Line width	2	Color	24, 28, 49
Background color	255, 255, 255				

Line_26

Type	Line	Name	Line_26	X position	208
Y position	165	Width	8	Height	9
Layer	0 - Layer_0	Line width	2	Color	24, 28, 49
Background color	255, 255, 255				

Line_27

Type	Line	Name	Line_27	X position	209
Y position	157	Width	8	Height	8
Layer	0 - Layer_0	Line width	2	Color	24, 28, 49
Background color	255, 255, 255				

Line_28

Type	Line	Name	Line_28	X position	671
Y position	167	Width	2	Height	102
Layer	0 - Layer_0	Line width	2	Color	24, 28, 49
Background color	255, 255, 255				

Line_29

Type	Line	Name	Line_29	X position	240
Y position	269	Width	434	Height	0
Layer	0 - Layer_0	Line width	2	Color	24, 28, 49
Background color	255, 255, 255				

Line_30

Type	Line	Name	Line_30	X position	240
Y position	193	Width	0	Height	76
Layer	0 - Layer_0	Line width	2	Color	24, 28, 49
Background color	255, 255, 255				

Line_31

Type	Line	Name	Line_31	X position	232
Y position	191	Width	7	Height	9
Layer	0 - Layer_0	Line width	2	Color	24, 28, 49
Background color	255, 255, 255				

Line_32

Type	Line	Name	Line_32	X position	241
Y position	191	Width	6	Height	7
Layer	0 - Layer_0	Line width	2	Color	24, 28, 49
Background color	255, 255, 255				

I/O field_5

Type	I/O field	Name	I/O field_5	X position	38
Y position	198	Width	128	Height	47
Layer	0 - Layer_0	Mode	Input/output	Font	Tahoma, 16px, style=Bold

Dynamizations\Tag connection

Property name	Process value	Tag	CTU_Manualně_zadavano_W
---------------	---------------	-----	-------------------------

Dynamizations\Visibility

Tag - Cycle	PID_Volba_W -	Data type	Range	Start range	1
End range	1	Visibility	Visible		

Text field_11

Type	Text field	Name	Text field_11	X position	63
Y position	60	Width	86	Height	23
Layer	0 - Layer_0	Font	Tahoma, 16px, style=Bold	Text	Řídící

Text field_12

Type	Text field	Name	Text field_12	X position	87
Y position	102	Width	38	Height	23
Layer	0 - Layer_0	Font	Tahoma, 16px, style=Bold	Text	"W"

Text field_1

Type	Text field	Name	Text field_1	X position	680
Y position	77	Width	111	Height	23
Layer	0 - Layer_0	Font	Tahoma, 16px, style=Bold	Text	Regulovaná

Text field_2

Type	Text field	Name	Text field_2	X position	701
Y position	98	Width	79	Height	23
Layer	0 - Layer_0	Font	Tahoma, 16px, style=Bold	Text	veličina

Text field_3

Type	Text field	Name	Text field_3	X position	67
Y position	79	Width	79	Height	23
Layer	0 - Layer_0	Font	Tahoma, 16px, style=Bold	Text	veličina

Text field_4

Type	Text field	Name	Text field_4	X position	719
Y position	120	Width	33	Height	23
Layer	0 - Layer_0	Font	Tahoma, 16px, style=Bold	Text	"Y"

Rectangle_7

Type	Rectangle	Name	Rectangle_7	X position	212
Y position	8	Width	377	Height	42

Layer	0 - Layer_0	Background color	217, 217, 217	Border color	24, 28, 49
--------------	-------------	-------------------------	---------------	---------------------	------------

Text field_5

Type	Text field	Name	Text field_5	X position	230
Y position	9	Width	368	Height	35
Layer	0 - Layer_0	Font	Tahoma, 26px, style=Bold	Text	Uzavřený regulační obvod

Text field_6

Type	Text field	Name	Text field_6	X position	232
Y position	82	Width	100	Height	23
Layer	0 - Layer_0	Font	Tahoma, 16px, style=Bold	Text	Regulační

Text field_7

Type	Text field	Name	Text field_7	X position	262
Y position	128	Width	34	Height	25
Layer	0 - Layer_0	Font	Tahoma, 17px, style=Bold	Text	"e"

Text field_8

Type	Text field	Name	Text field_8	X position	236
Y position	102	Width	90	Height	23
Layer	0 - Layer_0	Font	Tahoma, 16px, style=Bold	Text	odchylka

Line_1

Type	Line	Name	Line_1	X position	491
Y position	165	Width	50	Height	1
Layer	0 - Layer_0	Line width	2	Color	24, 28, 49
Background color	255, 255, 255				

Line_2

Type	Line	Name	Line_2	X position	535
Y position	166	Width	8	Height	9
Layer	0 - Layer_0	Line width	2	Color	24, 28, 49
Background color	255, 255, 255				

Line_3

Type	Line	Name	Line_3	X position	535
Y position	158	Width	8	Height	8
Layer	0 - Layer_0	Line width	2	Color	24, 28, 49
Background color	255, 255, 255				

Text field_13

Type	Text field	Name	Text field_13	X position	499
Y position	127	Width	35	Height	25
Layer	0 - Layer_0	Font	Tahoma, 17px, style=Bold	Text	"u"

Text field_14

Type	Text field	Name	Text field_14	X position	490
Y position	80	Width	63	Height	23
Layer	0 - Layer_0	Font	Tahoma, 16px, style=Bold	Text	Akční

Text field_15

Type	Text field	Name	Text field_15	X position	484
Y position	99	Width	79	Height	23
Layer	0 - Layer_0	Font	Tahoma, 16px, style=Bold	Text	veličina

Symbolic I/O field_2

Type	Symbolic I/O field	Name	Symbolic I/O field_2	X position	17
Y position	131	Width	172	Height	62
Layer	0 - Layer_0	Mode	Input/output	Font	Tahoma, 16px, style=Bold
Text list	CTU_PID_W				

Dynamizations\Tag connection

Property name	Process value	Tag	PID_Volba_W
---------------	---------------	-----	-------------

Button_2

Type	Button	Name	Button_2	X position	31
Y position	198	Width	147	Height	47
Mode	Text	Text OFF	Volba signálu	Text ON	

Dynamizations\Event

Event name	Click
-------------------	-------

Function list\ShowPopupScreen

Name of the screen	Generator_MENU	X coordinate	45	Y coordinate	20
Display mode	Toggle	Animation	Off	Animation speed	Medium

Dynamizations\Visibility

Tag - Cycle	PID_Volba_W -	Data type	Range	Start range	2
End range	2	Visibility	Visible		

Graphic view_5

Type	Graphic view	Name	Graphic view_5	X position	37
Y position	248	Width	94	Height	53
Layer	0 - Layer_0	Graphic	CUSTOM	Fit graphic to size	Stretch graphic

Dynamizations\Visibility

Tag - Cycle	CTU_Generator_W_volba -	Data type	Range	Start range	4
End range	4	Visibility	Visible		

Graphic view_4

Type	Graphic view	Name	Graphic view_4	X position	33
Y position	248	Width	95	Height	53
Layer	0 - Layer_0	Graphic	sin	Fit graphic to size	Stretch graphic

Dynamizations\Visibility

Tag - Cycle	CTU_Generator_W_volba -	Data type	Range	Start range	2
End range	2	Visibility	Visible		

Graphic view_3

Type	Graphic view	Name	Graphic view_3	X position	34
Y position	248	Width	95	Height	53
Layer	0 - Layer_0	Graphic	content_Casovy_prubeh_stridave_periodicke_neharmonicke_veliciny_2	Fit graphic to size	Stretch graphic

Dynamizations\Visibility

Tag - Cycle	CTU_Generator_W_volba -	Data type	Range	Start range	3
End range	3	Visibility	Visible		

Graphic view_1

Type	Graphic view	Name	Graphic view_1	X position	35
Y position	248	Width	95	Height	53
Layer	0 - Layer_0	Graphic	content_UC2_6180_obr1_jpg	Fit graphic to size	Stretch graphic

Dynamizations\Visibility

Tag - Cycle	CTU_Generator_W_volba -	Data type	Range	Start range	1
End range	1	Visibility	Visible		

Line_4

Type	Line	Name	Line_4	X position	225
Y position	152	Width	31	Height	30
Layer	0 - Layer_0	Line width	2	Color	24, 28, 49
Background color	255, 255, 255				

Line_6

Type	Line	Name	Line_6	X position	225
Y position	151	Width	30	Height	30
Layer	0 - Layer_0	Line width	2	Color	24, 28, 49
Background color	255, 255, 255				

Rectangle_9

Type	Rectangle	Name	Rectangle_9	X position	15
Y position	129	Width	176	Height	66
Layer	0 - Layer_0	Background color	217, 217, 217	Border color	24, 28, 49

Dynamizations\Visibility

Tag - Cycle	CTU_Generator_W_volba -	Data type	Range	Start range	1
End range	1	Visibility	Invisible		

Trend view_1

Type	Trend view	Name	Trend view_1	X position	195
Y position	4	Width	599	Height	413
Layer	0 - Layer_0	Axis label font	Tahoma, 13px, style=Bold	Number of visible items	3

Dynamizations\Visibility

Tag - Cycle	"CTU_Data.TrendViewURObit" -	Data type	Range	Start range	1
-------------	------------------------------	-----------	-------	-------------	---

End range	1	Visibility	Visible
-----------	---	------------	---------

Line_14

Type	Line	Name	Line_14	X position	612
Y position	78	Width	0	Height	41
Layer	0 - Layer_0	Line width	2	Color	24, 28, 49
Background color	255, 255, 255				

Line_15

Type	Line	Name	Line_15	X position	605
Y position	112	Width	7	Height	9
Layer	0 - Layer_0	Line width	2	Color	24, 28, 49
Background color	255, 255, 255				

Line_16

Type	Line	Name	Line_16	X position	613
Y position	113	Width	6	Height	7
Layer	0 - Layer_0	Line width	2	Color	24, 28, 49
Background color	255, 255, 255				

Line_17

Type	Line	Name	Line_17	X position	585
Y position	80	Width	0	Height	41
Layer	0 - Layer_0	Line width	2	Color	24, 28, 49
Background color	255, 255, 255				

Line_18

Type	Line	Name	Line_18	X position	577
Y position	113	Width	7	Height	9
Layer	0 - Layer_0	Line width	2	Color	24, 28, 49
Background color	255, 255, 255				

Line_19

Type	Line	Name	Line_19	X position	586
------	------	------	---------	------------	-----

Y position	113	Width	6	Height	7
Layer	0 - Layer_0	Line width	2	Color	24, 28, 49
Background color	255, 255, 255				

Line_7

Type	Line	Name	Line_7	X position	637
Y position	79	Width	0	Height	41
Layer	0 - Layer_0	Line width	2	Color	24, 28, 49
Background color	255, 255, 255				

Line_8

Type	Line	Name	Line_8	X position	630
Y position	113	Width	7	Height	9
Layer	0 - Layer_0	Line width	2	Color	24, 28, 49
Background color	255, 255, 255				

Line_9

Type	Line	Name	Line_9	X position	638
Y position	114	Width	6	Height	7
Layer	0 - Layer_0	Line width	2	Color	24, 28, 49
Background color	255, 255, 255				

Text field_16

Type	Text field	Name	Text field_16	X position	529
Y position	52	Width	174	Height	23
Layer	0 - Layer_0	Font	Tahoma, 16px, style=Bold	Text	Poruchové veličiny

Button_1

Type	Button	Name	Button_1	X position	138
Y position	256	Width	48	Height	36
Mode	Text	Text OFF	OFF	Text ON	Text

Dynamizations\Event

Event name	Press				
------------	-------	--	--	--	--

Function list\SetTag

Tag	PID_Volba_W	Value	0
------------	-------------	--------------	---

Dynamizations\Visibility

Tag - Cycle	CTU_Generator_W_volba -	Data type	Range	Start range	1
End range	4	Visibility	Visible		

Rectangle_16

Type	Rectangle	Name	Rectangle_16	X position	0
Y position	0	Width	799	Height	479
Layer	0 - Layer_0	Background color	192, 192, 192	Border color	0, 0, 0

Rectangle_102

Type	Rectangle	Name	Rectangle_102	X position	1
Y position	1	Width	797	Height	477
Layer	0 - Layer_0	Background color	192, 192, 192	Border color	255, 255, 255

Rectangle_103

Type	Rectangle	Name	Rectangle_103	X position	3
Y position	3	Width	793	Height	473
Layer	0 - Layer_0	Background color	192, 192, 192	Border color	128, 128, 128

Rectangle_104

Type	Rectangle	Name	Rectangle_104	X position	4
Y position	4	Width	791	Height	471
Layer	0 - Layer_0	Background color	192, 192, 192	Border color	0, 0, 0

Line_11

Type	Line	Name	Line_11	X position	203
Y position	191	Width	12	Height	0
Layer	0 - Layer_0	Line width	3	Color	24, 28, 49
Background color	255, 255, 255				

Rectangle_1

Type	Rectangle	Name	Rectangle_1	X position	11
Y position	417	Width	184	Height	52
Layer	0 - Layer_0	Background color	192, 192, 192	Border color	0, 0, 0

Rectangle_2

Type	Rectangle	Name	Rectangle_2	X position	12
Y position	418	Width	182	Height	50
Layer	0 - Layer_0	Background color	192, 192, 192	Border color	255, 255, 255

Rectangle_3

Type	Rectangle	Name	Rectangle_3	X position	14
Y position	420	Width	178	Height	46
Layer	0 - Layer_0	Background color	192, 192, 192	Border color	128, 128, 128

Rectangle_4

Type	Rectangle	Name	Rectangle_4	X position	15
Y position	421	Width	176	Height	44
Layer	0 - Layer_0	Background color	192, 192, 192	Border color	0, 0, 0

Switch_1

Type	Switch	Name	Switch_1	X position	15
Y position	420	Width	176	Height	46
Layer	0 - Layer_0	Mode	Switch with text		

Dynamizations\Tag connection

Property name	Process value	Tag	PID_Mereni_Show
---------------	---------------	-----	-----------------

Dynamizations\Event

Event name	Change
------------	--------

Function list\ResetBit

Tag	CTU_Data.Frekv_ladeni_enable
-----	------------------------------

Function list\ShowPopupScreen

Name of the screen	Ladeni	X coordinate	0	Y coordinate	0
Display mode	Off	Animation	Off	Animation speed	Medium

Function list\ResetBit

Tag	CTU_Data.TrendViewURObit
------------	--------------------------

Rectangle_11

Type	Rectangle	Name	Rectangle_11	X position	11
Y position	310	Width	184	Height	104
Layer	0 - Layer_0	Background color	192, 192, 192	Border color	0, 0, 0
Dynamizations\Visibility					
Tag - Cycle	PID_Volba_regulatoru -	Data type	Range	Start range	1
End range	2	Visibility	Visible		

Rectangle_13

Type	Rectangle	Name	Rectangle_13	X position	12
Y position	311	Width	182	Height	102
Layer	0 - Layer_0	Background color	192, 192, 192	Border color	255, 255, 255
Dynamizations\Visibility					
Tag - Cycle	PID_Volba_regulatoru -	Data type	Range	Start range	1
End range	2	Visibility	Visible		

Rectangle_14

Type	Rectangle	Name	Rectangle_14	X position	14
Y position	313	Width	178	Height	98
Layer	0 - Layer_0	Background color	192, 192, 192	Border color	128, 128, 128
Dynamizations\Visibility					
Tag - Cycle	PID_Volba_regulatoru -	Data type	Range	Start range	1
End range	2	Visibility	Visible		

Rectangle_15

Type	Rectangle	Name	Rectangle_15	X position	15
Y position	314	Width	176	Height	96

Totally Integrated Automation Portal					
Layer	0 - Layer_0	Background color	192, 192, 192	Border color	0, 0, 0
Dynamizations\Visibility					
Tag - Cycle	PID_Volba_regulatoru -	Data type	Range	Start range	1
End range	2	Visibility	Visible		
Graphic view_6					
Type	Graphic view	Name	Graphic view_6	X position	40
Y position	360	Width	83	Height	50
Layer	0 - Layer_0	Graphic	Graphic_20	Fit graphic to size	Stretch graphic
Dynamizations\Visibility					
Tag - Cycle	PID_Volba_regulatoru -	Data type	Range	Start range	2
End range	2	Visibility	Visible		
Graphic view_7					
Type	Graphic view	Name	Graphic view_7	X position	49
Y position	360	Width	65	Height	50
Layer	0 - Layer_0	Graphic	Graphic_24	Fit graphic to size	Stretch graphic
Dynamizations\Visibility					
Tag - Cycle	PID_Volba_regulatoru -	Data type	Range	Start range	1
End range	1	Visibility	Visible		
Button_3					
Type	Button	Name	Button_3	X position	15
Y position	314	Width	176	Height	46
Mode	Text	Text OFF	Nastavení regulátoru	Text ON	
Dynamizations\Event					
Event name	Click				
Function list\ShowSlideInScreen					
Screen name	Slide-in screen left	Mode	On		
Dynamizations\Visibility					
Tag - Cycle	PID_Volba_regulatoru -	Data type	Range	Start range	1
End range	2	Visibility	Visible		

Rectangle_10

Type	Rectangle	Name	Rectangle_10	X position	11
Y position	125	Width	184	Height	183
Layer	0 - Layer_0	Background color	192, 192, 192	Border color	0, 0, 0
Dynamizations\Visibility					
Tag - Cycle	PID_Volba_W -	Data type	Range	Start range	2
End range	2	Visibility	Visible		

Rectangle_17

Type	Rectangle	Name	Rectangle_17	X position	12
Y position	126	Width	182	Height	181
Layer	0 - Layer_0	Background color	192, 192, 192	Border color	255, 255, 255
Dynamizations\Visibility					
Tag - Cycle	PID_Volba_W -	Data type	Range	Start range	2
End range	2	Visibility	Visible		

Rectangle_18

Type	Rectangle	Name	Rectangle_18	X position	14
Y position	128	Width	178	Height	177
Layer	0 - Layer_0	Background color	192, 192, 192	Border color	128, 128, 128
Dynamizations\Visibility					
Tag - Cycle	PID_Volba_W -	Data type	Range	Start range	2
End range	2	Visibility	Visible		

Rectangle_19

Type	Rectangle	Name	Rectangle_19	X position	15
Y position	129	Width	176	Height	175
Layer	0 - Layer_0	Background color	192, 192, 192	Border color	0, 0, 0
Dynamizations\Visibility					
Tag - Cycle	PID_Volba_W -	Data type	Range	Start range	2
End range	2	Visibility	Visible		

Rectangle_12

Type	Rectangle	Name	Rectangle_12	X position	11
Y position	125	Width	184	Height	130

Layer	0 - Layer_0	Background color	192, 192, 192	Border color	0, 0, 0
Dynamizations\Visibility					
Tag - Cycle	PID_Volba_W -	Data type	Range	Start range	1
End range	1	Visibility	Visible		

Rectangle_20

Type	Rectangle	Name	Rectangle_20	X position	12
Y position	126	Width	182	Height	128
Layer	0 - Layer_0	Background color	192, 192, 192	Border color	255, 255, 255
Dynamizations\Visibility					
Tag - Cycle	PID_Volba_W -	Data type	Range	Start range	1
End range	1	Visibility	Visible		

Rectangle_21

Type	Rectangle	Name	Rectangle_21	X position	14
Y position	128	Width	178	Height	124
Layer	0 - Layer_0	Background color	192, 192, 192	Border color	128, 128, 128
Dynamizations\Visibility					
Tag - Cycle	PID_Volba_W -	Data type	Range	Start range	1
End range	1	Visibility	Visible		

Rectangle_22

Type	Rectangle	Name	Rectangle_22	X position	15
Y position	129	Width	176	Height	122
Layer	0 - Layer_0	Background color	192, 192, 192	Border color	0, 0, 0
Dynamizations\Visibility					
Tag - Cycle	PID_Volba_W -	Data type	Range	Start range	1
End range	1	Visibility	Visible		

Rectangle_23

Type	Rectangle	Name	Rectangle_23	X position	743
Y position	7	Width	49	Height	45
Layer	0 - Layer_0	Background color	192, 192, 192	Border color	0, 0, 0

Rectangle_24

Type	Rectangle	Name	Rectangle_24	X position	744
Y position	8	Width	47	Height	43
Layer	0 - Layer_0	Background color	192, 192, 192	Border color	255, 255, 255

Rectangle_25

Type	Rectangle	Name	Rectangle_25	X position	746
Y position	10	Width	43	Height	39
Layer	0 - Layer_0	Background color	192, 192, 192	Border color	128, 128, 128

Rectangle_26

Type	Rectangle	Name	Rectangle_26	X position	747
Y position	11	Width	41	Height	37
Layer	0 - Layer_0	Background color	192, 192, 192	Border color	0, 0, 0

Button_5

Type	Button	Name	Button_5	X position	747
Y position	11	Width	41	Height	37
Mode	Text	Text OFF	X	Text ON	

Dynamizations\Event

Event name	Click
------------	-------

Function list\ActivateScreen

Screen name	Menu	Object number	0
-------------	------	---------------	---

Button_4

Type	Button	Name	Button_4	X position	137
Y position	366	Width	48	Height	36
Mode	Text	Text OFF	OFF	Text ON	Text

Dynamizations\Event

Event name	Press
------------	-------

Function list\SetTag

Tag	PID_Volba_regulatoru	Value	0
-----	----------------------	-------	---

Function list\SetTag

Tag	PID_param_Mode	Value	0
-----	----------------	-------	---

Function list\SetTag

Tag	PID_Hlidani_Teploty_Pece.Reset	Value	1
-----	--------------------------------	-------	---

Dynamizations\Visibility

Tag - Cycle	PID_Volba_regulatoru -	Data type	Range	Start range	1
End range	2	Visibility	Visible		

Rectangle_5

Type	Rectangle	Name	Rectangle_5	X position	305
Y position	125	Width	187	Height	101
Layer	0 - Layer_0	Background color	192, 192, 192	Border color	0, 0, 0

Rectangle_27

Type	Rectangle	Name	Rectangle_27	X position	306
Y position	126	Width	185	Height	99
Layer	0 - Layer_0	Background color	192, 192, 192	Border color	255, 255, 255

Rectangle_28

Type	Rectangle	Name	Rectangle_28	X position	308
Y position	128	Width	181	Height	95
Layer	0 - Layer_0	Background color	192, 192, 192	Border color	128, 128, 128

Rectangle_29

Type	Rectangle	Name	Rectangle_29	X position	309
Y position	129	Width	179	Height	93
Layer	0 - Layer_0	Background color	192, 192, 192	Border color	0, 0, 0

Rectangle_30

Type	Rectangle	Name	Rectangle_30	X position	309
Y position	129	Width	179	Height	94
Layer	0 - Layer_0	Background color	217, 217, 217	Border color	0, 0, 0

Symbolic I/O field_1

Type	Symbolic I/O field	Name	Symbolic I/O field_1	X position	312
Y position	156	Width	173	Height	64
Layer	0 - Layer_0	Mode	Input/output	Font	Tahoma, 16px, style=Bold
Text list	CTU_PID_regulator				

Dynamizations\Tag connection

Property name	Process value	Tag	PID_Volba_regulatoru
---------------	---------------	-----	----------------------

Dynamizations\Event

Event name	Change
------------	--------

Function list\SetTag

Tag	PID_param_Mode	Value	0
-----	----------------	-------	---

Text field_10

Type	Text field	Name	Text field_10	X position	352
Y position	131	Width	95	Height	23
Layer	0 - Layer_0	Font	Tahoma, 16px, style=Bold	Text	Regulátor

Rectangle_8

Type	Rectangle	Name	Rectangle_8	X position	545
Y position	124	Width	117	Height	125
Layer	0 - Layer_0	Background color	192, 192, 192	Border color	0, 0, 0

Rectangle_31

Type	Rectangle	Name	Rectangle_31	X position	546
Y position	125	Width	115	Height	123
Layer	0 - Layer_0	Background color	192, 192, 192	Border color	255, 255, 255

Rectangle_32

Type	Rectangle	Name	Rectangle_32	X position	548
Y position	127	Width	111	Height	119
Layer	0 - Layer_0	Background color	192, 192, 192	Border color	128, 128, 128

Rectangle_33

Type	Rectangle	Name	Rectangle_33	X position	549
Y position	128	Width	109	Height	117
Layer	0 - Layer_0	Background color	192, 192, 192	Border color	0, 0, 0

Rectangle_34

Type	Rectangle	Name	Rectangle_34	X position	549
Y position	128	Width	109	Height	117
Layer	0 - Layer_0	Background color	217, 217, 217	Border color	0, 0, 0

Text field_9

Type	Text field	Name	Text field_9	X position	562
Y position	127	Width	87	Height	23
Layer	0 - Layer_0	Font	Tahoma, 16px, style=Bold	Text	Soustava

Symbolic I/O field_3

Type	Symbolic I/O field	Name	Symbolic I/O field_3	X position	551
Y position	202	Width	105	Height	41
Layer	0 - Layer_0	Mode	Input/output	Font	Tahoma, 16px, style=Bold
Text list	CTU_vykon_pece				

Dynamizations\Tag connection

Property name	Process value	Tag	CTU_Vykon_pece
---------------	---------------	-----	----------------

Rectangle_6

Type	Rectangle	Name	Rectangle_6	X position	691
Y position	141	Width	94	Height	51
Layer	0 - Layer_0	Background color	192, 192, 192	Border color	0, 0, 0

Rectangle_35

Type	Rectangle	Name	Rectangle_35	X position	692
Y position	142	Width	92	Height	49
Layer	0 - Layer_0	Background color	192, 192, 192	Border color	255, 255, 255

Rectangle_36

Type	Rectangle	Name	Rectangle_36	X position	694
Y position	144	Width	88	Height	45
Layer	0 - Layer_0	Background color	192, 192, 192	Border color	128, 128, 128

Rectangle_37

Type	Rectangle	Name	Rectangle_37	X position	695
Y position	145	Width	86	Height	43
Layer	0 - Layer_0	Background color	192, 192, 192	Border color	0, 0, 0

Rectangle_38

Type	Rectangle	Name	Rectangle_38	X position	694
Y position	145	Width	87	Height	43
Layer	0 - Layer_0	Background color	217, 217, 217	Border color	24, 28, 49

I/O field_4

Type	I/O field	Name	I/O field_4	X position	696
Y position	153	Width	83	Height	29
Layer	0 - Layer_0	Mode	Output	Font	Tahoma, 16px, style=Bold

Dynamizations\Tag connection

Property name	Process value	Tag	"y [°C]"
---------------	---------------	-----	----------

Graphic view_2

Type	Graphic view	Name	Graphic view_2	X position	566
Y position	141	Width	80	Height	61
Layer	0 - Layer_0	Graphic	Graphic_71	Fit graphic to size	Stretch graphic

Dynamizations\Visibility

Tag - Cycle	Logika_Pec_ON/OFF -	Data type	Range	Start range	0
End range	0	Visibility	Visible		

Graphic view_8

Type	Graphic view	Name	Graphic view_8	X position	566
Y position	141	Width	80	Height	61
Layer	0 - Layer_0	Graphic	Graphic_72	Fit graphic to size	Stretch graphic
Dynamizations\Visibility					
Tag - Cycle	Logika_Pec_ON/OFF -	Data type	Range	Start range	0
End range	0	Visibility	Invisible		

Rectangle_39

Type	Rectangle	Name	Rectangle_39	X position	198
Y position	417	Width	591	Height	52
Layer	0 - Layer_0	Background color	192, 192, 192	Border color	0, 0, 0
Dynamizations\Visibility					
Tag - Cycle	PID_Merani_Show -	Data type	Range	Start range	1
End range	1	Visibility	Visible		

Rectangle_40

Type	Rectangle	Name	Rectangle_40	X position	199
Y position	418	Width	589	Height	50
Layer	0 - Layer_0	Background color	192, 192, 192	Border color	255, 255, 255
Dynamizations\Visibility					
Tag - Cycle	PID_Merani_Show -	Data type	Range	Start range	1
End range	1	Visibility	Visible		

Rectangle_41

Type	Rectangle	Name	Rectangle_41	X position	201
Y position	420	Width	585	Height	46
Layer	0 - Layer_0	Background color	192, 192, 192	Border color	128, 128, 128
Dynamizations\Visibility					
Tag - Cycle	PID_Merani_Show -	Data type	Range	Start range	1
End range	1	Visibility	Visible		

Rectangle_42

Type	Rectangle	Name	Rectangle_42	X position	202
Y position	421	Width	583	Height	44

Layer	0 - Layer_0	Background color	150, 150, 150	Border color	0, 0, 0
--------------	-------------	-------------------------	---------------	---------------------	---------

Dynamizations\Visibility

Tag - Cycle	PID_Merani_Show -	Data type	Range	Start range	1
End range	1	Visibility	Visible		

Button_7

Type	Button	Name	Button_7	X position	260
Y position	421	Width	54	Height	44
Mode	Graphic	Text OFF	ACT	Text ON	

Dynamizations\Event

Event name	Click
-------------------	-------

Function list\TrendViewExtend

Screen object	Trend view_1
----------------------	--------------

Function list\TrendViewExtend

Screen object	Trend view_2
----------------------	--------------

Dynamizations\Visibility

Tag - Cycle	PID_Merani_Show -	Data type	Range	Start range	1
End range	1	Visibility	Visible		

Button_8

Type	Button	Name	Button_8	X position	318
Y position	421	Width	54	Height	44
Mode	Graphic	Text OFF	ACT	Text ON	

Dynamizations\Event

Event name	Click
-------------------	-------

Function list\TrendViewCompress

Screen object	Trend view_1
----------------------	--------------

Function list\TrendViewCompress

Screen object Trend view_2

Dynamizations\Visibility

Tag - Cycle	PID_Merani_Show -	Data type	Range	Start range	1
End range	1	Visibility	Visible		

Switch_2

Type	Switch	Name	Switch_2	X position	202
Y position	421	Width	54	Height	44
Layer	0 - Layer_0	Mode	Switch with graphic		

Dynamizations\Visibility

Tag - Cycle	PID_Merani_Show -	Data type	Range	Start range	1
End range	1	Visibility	Visible		

Dynamizations\Event

Event name Change

Function list\TrendViewStartStop

Screen object Trend view_2

Dynamizations\Tag connection

Property name	Process value	Tag	"CTU_Data.TrendViewOn/OFF"
---------------	---------------	-----	----------------------------

Switch_3

Type	Switch	Name	Switch_3	X position	419
Y position	421	Width	255	Height	44
Layer	0 - Layer_0	Mode	Switch with text		

Dynamizations\Tag connection

Property name	Process value	Tag	"CTU_Data.Frekv_ladeni_enable"
---------------	---------------	-----	--------------------------------

Dynamizations\Event

Event name Change

Function list\ResetBit

Tag Generator_W_DB.Custom_HistoryUpload

Function list\ShowPopupScreen

Name of the screen	Ladeni	X coordinate	11	Y coordinate	5
Display mode	Toggle	Animation	Off	Animation speed	Medium

Dynamizations\Appearance

Tag - Cycle	"CTU_Data.Frekv_ladeni_enable" -	Data type	Range	Range	0..0
Foreground color	0, 0, 0	Background color	192, 192, 192	Flashing	No
Range	1..1	Foreground color	0, 0, 0	Background color	239, 239, 239
Flashing	No				

Dynamizations\Visibility

Tag - Cycle	PID_Mereni_Show -	Data type	Range	Start range	1
End range	1	Visibility	Visible		

Button_6

Type	Button	Name	Button_6	X position	674
Y position	421	Width	54	Height	44
Mode	Graphic	Text OFF	ACT	Text ON	

Dynamizations\Visibility

Tag - Cycle	"CTU_Data.TrendViewURObit" -	Data type	Range	Start range	1
End range	1	Visibility	Visible		

Dynamizations\Event

Event name	Press
-------------------	-------

Function list\StopLogging

Log type	Data log	Log	L3_UzavrenyRegulacniObvod
-----------------	----------	------------	---------------------------

Dynamizations\Event

Event name	Release
-------------------	---------

Function list\ClearLog

Log type	Data log	Log	L3_UzavrenyRegulacniObvod
-----------------	----------	------------	---------------------------

Function list\StartLogging

Log type	Data log	Log	L3_UzavrenyRegulacniObvod
-----------------	----------	------------	---------------------------

Function list\TrendViewBackToBeginning

Screen object	Trend view_1
---------------	--------------

Trend view_2

Type	Trend view	Name	Trend view_2	X position	195
Y position	4	Width	599	Height	413
Layer	0 - Layer_0	Axis label font	Tahoma, 13px, style=Bold	Number of visible items	3

Dynamizations\Visibility					
Tag - Cycle	PID_Mereri_Show -	Data type	Range	Start range	1
End range	1	Visibility	Visible		

Button_9

Type	Button	Name	Button_9	X position	202
Y position	421	Width	54	Height	44
Mode	Graphic	Text OFF	ACT	Text ON	

Dynamizations\Event	
Event name	Click

Function list\TrendViewBackToBeginning

Screen object	Trend view_1
---------------	--------------

Dynamizations\Visibility					
Tag - Cycle	"CTU_Data.TrendViewURObit" -	Data type	Range	Start range	1
End range	1	Visibility	Visible		

Button_10

Type	Button	Name	Button_10	X position	731
Y position	421	Width	54	Height	44
Mode	Graphic	Text OFF	ACT	Text ON	

Dynamizations\Event	
Event name	Click

Function list\InvertBit

Tag	CTU_Data.TrendViewURObit
-----	--------------------------

Function list\ResetBit

Tag	CTU_Data.Frekv_ladeni_enable
-----	------------------------------

Function list\ShowPopupScreen

Name of the screen	Ladeni	X coordinate	0	Y coordinate	0
Display mode	Off	Animation	Off	Animation speed	Medium

Function list\TrendViewBackToBeginning

Screen object	Trend view_1
---------------	--------------

Dynamizations\Visibility

Tag - Cycle	PID_Mereri_Show -	Data type	Range	Start range	1
End range	1	Visibility	Visible		

Dynamizations\Appearance

Tag - Cycle	"CTU_Data.TrendViewURObit" -	Data type	Range	Range	0..0
Foreground color	0, 0, 0	Background color	192, 192, 192	Flashing	No
Range	1..1	Foreground color	0, 0, 0	Background color	239, 239, 239
Flashing	No				

Button_11

Type	Button	Name	Button_11	X position	465
Y position	421	Width	54	Height	44
Mode	Graphic	Text OFF	ACT	Text ON	

Dynamizations\Event

Event name	Click
------------	-------

Function list\TrendViewScrollForward

Screen object	Trend view_1
---------------	--------------

Dynamizations\Visibility

Tag - Cycle	"CTU_Data.TrendViewURObit" -	Data type	Range	Start range	1
-------------	------------------------------	-----------	-------	-------------	---

End range	1	Visibility	Visible
-----------	---	------------	---------

Button_12

Type	Button	Name	Button_12	X position	523
Y position	421	Width	54	Height	44
Mode	Graphic	Text OFF	ACT	Text ON	

Dynamizations\Event

Event name	Click
------------	-------

Function list\TrendViewScrollBack

Screen object	Trend view_1
---------------	--------------

Dynamizations\Visibility

Tag - Cycle	"CTU_Data.TrendViewURObit" -	Data type	Range	Start range	1
End range	1	Visibility	Visible		

Rectangle_43

Type	Rectangle	Name	Rectangle_43	X position	407
Y position	422	Width	267	Height	42
Layer	0 - Layer_0	Background color	150, 150, 150	Border color	0, 0, 0

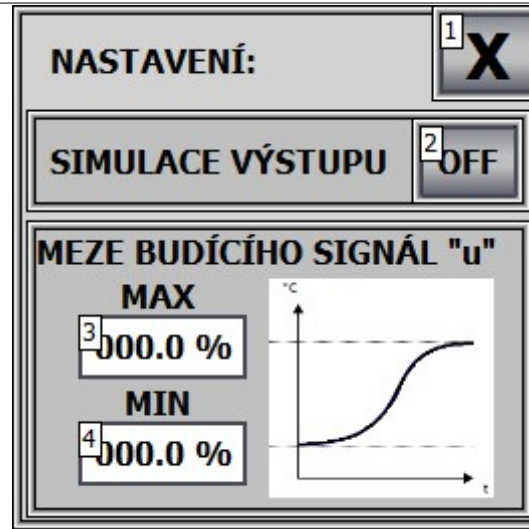
Dynamizations\Visibility

Tag - Cycle	"CTU_Data.TrendViewURObit" -	Data type	Range	Start range	1
End range	1	Visibility	Visible		

CTU_POPUP

BudiciSignalSetting

Hardcopy of BudiciSignalSetting



Name	BudiciSignalSetting	Width	267	Height	263
Active layer	0				

Rectangle_15

Type	Rectangle	Name	Rectangle_15	X position	0
Y position	0	Width	266	Height	261
Layer	0 - Layer_0	Background color	192, 192, 192	Border color	0, 0, 0

Rectangle_17

Type	Rectangle	Name	Rectangle_17	X position	1
Y position	1	Width	264	Height	259
Layer	0 - Layer_0	Background color	192, 192, 192	Border color	255, 255, 255

Rectangle_18

Type	Rectangle	Name	Rectangle_18	X position	3
Y position	3	Width	260	Height	255
Layer	0 - Layer_0	Background color	192, 192, 192	Border color	128, 128, 128

Rectangle_19

Type	Rectangle	Name	Rectangle_19	X position	4
Y position	4	Width	258	Height	253
Layer	0 - Layer_0	Background color	210, 210, 210	Border color	0, 0, 0

Rectangle_21

Type	Rectangle	Name	Rectangle_21	X position	209
Y position	0	Width	57	Height	48
Layer	0 - Layer_0	Background color	192, 192, 192	Border color	0, 0, 0

Rectangle_22

Type	Rectangle	Name	Rectangle_22	X position	210
Y position	1	Width	55	Height	46
Layer	0 - Layer_0	Background color	192, 192, 192	Border color	255, 255, 255

Rectangle_23

Type	Rectangle	Name	Rectangle_23	X position	212
Y position	3	Width	51	Height	42
Layer	0 - Layer_0	Background color	192, 192, 192	Border color	128, 128, 128

Rectangle_24

Type	Rectangle	Name	Rectangle_24	X position	213
Y position	4	Width	49	Height	40
Layer	0 - Layer_0	Background color	192, 192, 192	Border color	0, 0, 0

Button_2

Type	Button	Name	Button_2	X position	213
Y position	4	Width	49	Height	40

Mode	Text	Text OFF	X	Text ON	
------	------	----------	---	---------	--

Dynamizations\Event

Event name	Click
------------	-------

Function list\ShowPopupScreen

Name of the screen	BudiciSignalSetting	X coordinate	0	Y coordinate	0
Display mode	Off	Animation	Off	Animation speed	Medium

Rectangle_29

Type	Rectangle	Name	Rectangle_29	X position	7
Y position	52	Width	252	Height	51
Layer	0 - Layer_0	Background color	192, 192, 192	Border color	0, 0, 0

Rectangle_30

Type	Rectangle	Name	Rectangle_30	X position	8
Y position	53	Width	250	Height	49
Layer	0 - Layer_0	Background color	192, 192, 192	Border color	255, 255, 255

Rectangle_31

Type	Rectangle	Name	Rectangle_31	X position	10
Y position	55	Width	246	Height	45
Layer	0 - Layer_0	Background color	192, 192, 192	Border color	128, 128, 128

Rectangle_32

Type	Rectangle	Name	Rectangle_32	X position	11
Y position	56	Width	244	Height	43
Layer	0 - Layer_0	Background color	192, 192, 192	Border color	0, 0, 0

Rectangle_33

Type	Rectangle	Name	Rectangle_33	X position	7
Y position	107	Width	252	Height	148
Layer	0 - Layer_0	Background color	192, 192, 192	Border color	0, 0, 0

Rectangle_34

Type	Rectangle	Name	Rectangle_34	X position	8
Y position	108	Width	250	Height	146
Layer	0 - Layer_0	Background color	192, 192, 192	Border color	255, 255, 255

Rectangle_35

Type	Rectangle	Name	Rectangle_35	X position	10
Y position	110	Width	246	Height	142
Layer	0 - Layer_0	Background color	192, 192, 192	Border color	128, 128, 128

Rectangle_36

Type	Rectangle	Name	Rectangle_36	X position	11
Y position	111	Width	244	Height	140
Layer	0 - Layer_0	Background color	192, 192, 192	Border color	0, 0, 0

Rectangle_25

Type	Rectangle	Name	Rectangle_25	X position	199
Y position	56	Width	56	Height	43
Layer	0 - Layer_0	Background color	192, 192, 192	Border color	0, 0, 0

Rectangle_26

Type	Rectangle	Name	Rectangle_26	X position	200
Y position	57	Width	54	Height	41
Layer	0 - Layer_0	Background color	192, 192, 192	Border color	255, 255, 255

Rectangle_27

Type	Rectangle	Name	Rectangle_27	X position	202
Y position	59	Width	50	Height	37
Layer	0 - Layer_0	Background color	192, 192, 192	Border color	128, 128, 128

Rectangle_28

Type	Rectangle	Name	Rectangle_28	X position	203
Y position	60	Width	48	Height	35

Layer	0 - Layer_0	Background color	192, 192, 192	Border color	0, 0, 0
-------	-------------	------------------	---------------	--------------	---------

Text field_7

Type	Text field	Name	Text field_7	X position	16
Y position	66	Width	192	Height	23
Layer	0 - Layer_0	Font	Tahoma, 16px, style=Bold	Text	SIMULACE VÝSTUPU

Button_4

Type	Button	Name	Button_4	X position	203
Y position	60	Width	49	Height	36
Mode	Text list	Text OFF		Text ON	

Dynamizations\Event

Event name	Click
------------	-------

Function list\InvertBit

Tag	Generator_W_DB.HarmSimulace
-----	-----------------------------

Dynamizations\Appearance

Tag - Cycle	"Generator_W_DB.HarmSimulace" -	Data type	Range	Range	0..0
Foreground color	255, 255, 255	Background color	150, 150, 150	Flashing	No
Range	1..1	Foreground color	255, 255, 255	Background color	0, 255, 0
Flashing	No				

Dynamizations\Tag connection

Property name	Process value	Tag	"Generator_W_DB.HarmSimulace"
---------------	---------------	-----	-------------------------------

Text field_17

Type	Text field	Name	Text field_17	X position	9
Y position	111	Width	258	Height	23
Layer	0 - Layer_0	Font	Tahoma, 16px, style=Bold	Text	MEZE BUDÍČHO SIGNÁL "u"

I/O field_10

Type	I/O field	Name	I/O field_10	X position	33
Y position	154	Width	84	Height	32
Layer	0 - Layer_0	Mode	Input/output	Font	Tahoma, 16px, style=Bold

Dynamizations\Tag connection

Property name	Process value	Tag	PID_config_OutputUpperLimit
----------------------	---------------	------------	-----------------------------

I/O field_11

Type	I/O field	Name	I/O field_11	X position	33
Y position	207	Width	84	Height	32
Layer	0 - Layer_0	Mode	Input/output	Font	Tahoma, 16px, style=Bold

Dynamizations\Tag connection

Property name	Process value	Tag	PID_config_OutputLowerLimit
----------------------	---------------	------------	-----------------------------

Text field_18

Type	Text field	Name	Text field_18	X position	51
Y position	133	Width	45	Height	23
Layer	0 - Layer_0	Font	Tahoma, 16px, style=Bold	Text	MAX

Text field_19

Type	Text field	Name	Text field_19	X position	53
Y position	186	Width	41	Height	23
Layer	0 - Layer_0	Font	Tahoma, 16px, style=Bold	Text	MIN

Graphic view_4

Type	Graphic view	Name	Graphic view_4	X position	128
Y position	136	Width	113	Height	110
Layer	0 - Layer_0	Graphic	Graphic_29	Fit graphic to size	Stretch graphic

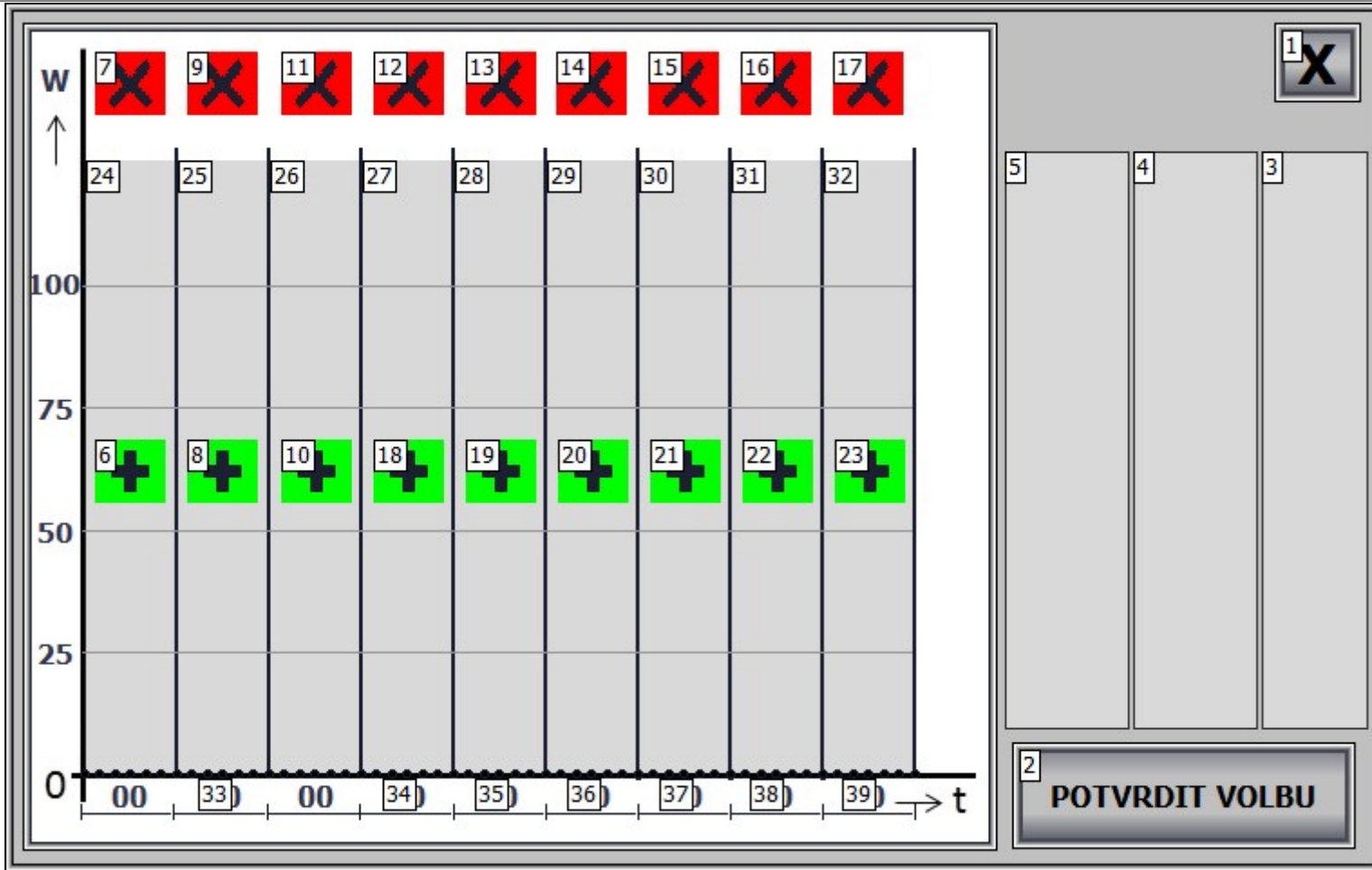
Text field_1

Type	Text field	Name	Text field_1	X position	16
Y position	16	Width	118	Height	23
Layer	0 - Layer_0	Font	Tahoma, 16px, style=Bold	Text	NASTAVENÍ:

CTU_POPUP

Generator_custom

Hardcopy of Generator_custom



Name	Generator_custom	Width	763	Height	480
------	------------------	-------	-----	--------	-----

Active layer 0

Button_2

Type	Button	Name	Button_2	X position	706
Y position	15	Width	40	Height	36
Mode	Text	Text OFF	X	Text ON	X

Dynamizations\Event

Event name Click

Function list\ShowPopupScreen

Name of the screen	Generator_custom	X coordinate	0	Y coordinate	0
Display mode	Off	Animation	Off	Animation speed	Medium

Button_1

Type	Button	Name	Button_1	X position	561
Y position	412	Width	182	Height	51
Mode	Text	Text OFF	POTVRDIT VOLBU	Text ON	POTVRDIT VOLBU

Dynamizations\Event

Event name Click

Function list\ShowPopupScreen

Name of the screen	Generator_custom	X coordinate	0	Y coordinate	0
Display mode	Off	Animation	Off	Animation speed	Medium

Function list\SetTag

Tag CTU_Generator_W_volba Value 4

Function list\SetTag

Tag Generator_W_DB.Number Value 1

Function list\SetBit

Tag Generator_W_DB.Custom_HistoryUpload

Rectangle_5

Type	Rectangle	Name	Rectangle_5	X position	14
Y position	15	Width	531	Height	449
Layer	0 - Layer_0	Background color	255, 255, 255	Border color	24, 28, 49

Graphic view_1

Type	Graphic view	Name	Graphic view_1	X position	17
Y position	21	Width	524	Height	431
Layer	0 - Layer_0	Graphic	Graphic_18	Fit graphic to size	Stretch graphic

Slider_1

Type	Slider	Name	Slider_1	X position	695
Y position	82	Width	59	Height	319
Layer	0 - Layer_0	Minimum value	0	Maximum value	60
Process value	30				

Dynamizations\Tag connection

Property name	Process value	Tag	"Generator_W_DB.CustomSlider-Act.Time_level_C"
---------------	---------------	-----	--

Slider_2

Type	Slider	Name	Slider_2	X position	624
Y position	82	Width	69	Height	319
Layer	0 - Layer_0	Minimum value	0	Maximum value	100
Process value	50				

Dynamizations\Tag connection

Property name	Process value	Tag	"Generator_W_DB.CustomSlider-Act.Heal_level_B"
---------------	---------------	-----	--

Slider_3

Type	Slider	Name	Slider_3	X position	553
Y position	82	Width	69	Height	319
Layer	0 - Layer_0	Minimum value	0	Maximum value	100
Process value	50				

Dynamizations\Tag connection

Property name	Process value	Tag	"Generator_W_DB.CustomSlider-Act.Heat_level_A"
----------------------	---------------	------------	--

Line_13

Type	Line	Name	Line_13	X position	350
Y position	77	Width	0	Height	348
Layer	0 - Layer_0	Line width	2	Color	24, 28, 49
Background color	255, 255, 255				

Line_9

Type	Line	Name	Line_9	X position	146
Y position	79	Width	0	Height	346
Layer	0 - Layer_0	Line width	2	Color	24, 28, 49
Background color	255, 255, 255				

Line_10

Type	Line	Name	Line_10	X position	197
Y position	78	Width	0	Height	346
Layer	0 - Layer_0	Line width	2	Color	24, 28, 49
Background color	255, 255, 255				

Line_14

Type	Line	Name	Line_14	X position	401
Y position	76	Width	0	Height	348
Layer	0 - Layer_0	Line width	2	Color	24, 28, 49
Background color	255, 255, 255				

Line_15

Type	Line	Name	Line_15	X position	452
Y position	77	Width	0	Height	348
Layer	0 - Layer_0	Line width	2	Color	24, 28, 49
Background color	255, 255, 255				

Line_16

Type	Line	Name	Line_16	X position	503
Y position	75	Width	0	Height	350
Layer	0 - Layer_0	Line width	2	Color	24, 28, 49
Background color	255, 255, 255				

Line_11

Type	Line	Name	Line_11	X position	248
Y position	77	Width	0	Height	348
Layer	0 - Layer_0	Line width	2	Color	24, 28, 49
Background color	255, 255, 255				

Line_12

Type	Line	Name	Line_12	X position	299
Y position	78	Width	0	Height	347
Layer	0 - Layer_0	Line width	2	Color	24, 28, 49
Background color	255, 255, 255				

Line_1

Type	Line	Name	Line_1	X position	95
Y position	79	Width	0	Height	346
Layer	0 - Layer_0	Line width	2	Color	24, 28, 49
Background color	255, 255, 255				

Button_3

Type	Button	Name	Button_3	X position	50
Y position	241	Width	39	Height	35
Mode	Graphic	Text OFF	Text	Text ON	Text

Dynamizations\Event

Event name	Click
------------	-------

Function list\IncreaseTag

Tag	Generator_W_DB.Custom_sum_array	Value	1
-----	---------------------------------	-------	---

Dynamizations\Visibility

Tag - Cycle	"Generator_W_DB.Custom_sum_array"	Data type	Range	Start range	0
	-				
End range	0	Visibility	Visible		

Dynamizations\Event

Event name	Press
------------	-------

Function list\SetBit

Tag	Generator_W_DB.ParamUpload
-----	----------------------------

Function list\SetTag

Tag	Generator_W_DB.Custom_active_array	Value	1
-----	------------------------------------	-------	---

Dynamizations\Event

Event name	Release
------------	---------

Function list\ResetBit

Tag	Generator_W_DB.ParamUpload
-----	----------------------------

Button_4

Type	Button	Name	Button_4	X position	50
Y position	27	Width	39	Height	35
Mode	Graphic	Text OFF	Text	Text ON	Text

Dynamizations\Event

Event name	Click
------------	-------

Function list\DecreaseTag

Tag	Generator_W_DB.Custom_sum_array	Value	1
-----	---------------------------------	-------	---

Dynamizations\Visibility

Tag - Cycle	"Generator_W_DB.Custom_sum_array"	Data type	Range	Start range	1
	-				
End range	1	Visibility	Visible		

Dynamizations\Event

Event name | Press

Function list\SetBit

Tag | Generator_W_DB.ParamUpload

Dynamizations\Event

Event name | Release

Function list\ResetBit

Tag | Generator_W_DB.ParamUpload

Button_5

Type	Button	Name	Button_5	X position	101
Y position	241	Width	39	Height	35
Mode	Graphic	Text OFF	Text	Text ON	Text

Dynamizations\Event

Event name | Click

Function list\IncreaseTag

Tag | Generator_W_DB.Custom_sum_array | Value | 1

Dynamizations\Visibility

Tag - Cycle	"Generator_W_DB.Custom_sum_array"	Data type	Range	Start range	1
End range	1	Visibility	Visible		

Dynamizations\Event

Event name | Press

Function list\SetBit

Tag | Generator_W_DB.ParamUpload

Function list\SetTag

Tag | Generator_W_DB.Custom_active_array | Value | 2

Dynamizations\Event

Event name Release

Function list\ResetBit

Tag Generator_W_DB.ParamUpload

Button_6

Type	Button	Name	Button_6	X position	101
Y position	27	Width	39	Height	35
Mode	Graphic	Text OFF	Text	Text ON	Text

Dynamizations\Event

Event name Click

Function list\DecreaseTag

Tag	Generator_W_DB.Custom_sum_array	Value	1
-----	---------------------------------	-------	---

Dynamizations\Visibility

Tag - Cycle	"Generator_W_DB.Custom_sum_array"	Data type	Range	Start range	2
End range	2	Visibility	Visible		

Dynamizations\Event

Event name Press

Function list\SetBit

Tag Generator_W_DB.ParamUpload

Function list\SetTag

Tag	Generator_W_DB.Custom_active_array	Value	1
-----	------------------------------------	-------	---

Dynamizations\Event

Event name Release

Function list\ResetBit

Tag Generator_W_DB.ParamUpload

Button_7

Type	Button	Name	Button_7	X position	153
Y position	241	Width	39	Height	35
Mode	Graphic	Text OFF	Text	Text ON	Text

Dynamizations\Event

Event name	Click
------------	-------

Function list\IncreaseTag

Tag	Generator_W_DB.Custom_sum_array	Value	1
-----	---------------------------------	-------	---

Dynamizations\Visibility

Tag - Cycle	"Generator_W_DB.Custom_sum_array"	Data type	Range	Start range	2
End range	2	Visibility	Visible		

Dynamizations\Event

Event name	Press
------------	-------

Function list\SetBit

Tag	Generator_W_DB.ParamUpload
-----	----------------------------

Function list\SetTag

Tag	Generator_W_DB.Custom_active_array	Value	3
-----	------------------------------------	-------	---

Dynamizations\Event

Event name	Release
------------	---------

Function list\ResetBit

Tag	Generator_W_DB.ParamUpload
-----	----------------------------

Button_8

Type	Button	Name	Button_8	X position	153
Y position	27	Width	39	Height	35
Mode	Graphic	Text OFF	Text	Text ON	Text

Dynamizations\Event

Event name	Click
------------	-------

Function list\DecreaseTag

Tag	Generator_W_DB.Custom_sum_array	Value	1
-----	---------------------------------	-------	---

Dynamizations\Visibility

Tag - Cycle	"Generator_W_DB.Custom_sum_array"	Data type	Range	Start range	3
	-				
End range	3	Visibility	Visible		

Dynamizations\Event

Event name	Press
------------	-------

Function list\SetBit

Tag	Generator_W_DB.ParamUpload
-----	----------------------------

Function list\SetTag

Tag	Generator_W_DB.Custom_active_array	Value	2
-----	------------------------------------	-------	---

Dynamizations\Event

Event name	Release
------------	---------

Function list\ResetBit

Tag	Generator_W_DB.ParamUpload
-----	----------------------------

Button_9

Type	Button	Name	Button_9	X position	204
Y position	27	Width	39	Height	35
Mode	Graphic	Text OFF	Text	Text ON	Text

Dynamizations\Event

Event name	Click
------------	-------

Function list\DecreaseTag

Tag	Generator_W_DB.Custom_sum_array	Value	1
-----	---------------------------------	-------	---

Dynamizations\Visibility

Tag - Cycle	"Generator_W_DB.Custom_sum_array"	Data type	Range	Start range	4
	-				
End range	4	Visibility	Visible		

Dynamizations\Event

Event name	Press
------------	-------

Function list\SetBit

Tag	Generator_W_DB.ParamUpload
-----	----------------------------

Function list\SetTag

Tag	Generator_W_DB.Custom_active_array	Value	3
-----	------------------------------------	-------	---

Dynamizations\Event

Event name	Release
------------	---------

Function list\ResetBit

Tag	Generator_W_DB.ParamUpload
-----	----------------------------

Button_10

Type	Button	Name	Button_10	X position	255
Y position	27	Width	39	Height	35
Mode	Graphic	Text OFF	Text	Text ON	Text

Dynamizations\Event

Event name	Click
------------	-------

Function list\DecreaseTag

Tag	Generator_W_DB.Custom_sum_array	Value	1
-----	---------------------------------	-------	---

Dynamizations\Visibility

Tag - Cycle	"Generator_W_DB.Custom_sum_array"	Data type	Range	Start range	5
	-				
End range	5	Visibility	Visible		

Dynamizations\Event

Event name | Press

Function list\SetBit

Tag | Generator_W_DB.ParamUpload

Function list\SetTag

Tag	Generator_W_DB.Custom_active_array	Value	4
-----	------------------------------------	-------	---

Dynamizations\Event

Event name | Release

Function list\ResetBit

Tag | Generator_W_DB.ParamUpload

Button_11

Type	Button	Name	Button_11	X position	305
Y position	27	Width	39	Height	35
Mode	Graphic	Text OFF	Text	Text ON	Text

Dynamizations\Event

Event name | Click

Function list\DecreaseTag

Tag	Generator_W_DB.Custom_sum_array	Value	1
-----	---------------------------------	-------	---

Dynamizations\Visibility

Tag - Cycle	"Generator_W_DB.Custom_sum_array"	Data type	Range	Start range	6
End range	6	Visibility	Visible		

Dynamizations\Event

Event name | Press

Function list\SetBit

Tag | Generator_W_DB.ParamUpload

Function list\SetTag

Tag	Generator_W_DB.Custom_active_array	Value	5
-----	------------------------------------	-------	---

Dynamizations\Event

Event name	Release
------------	---------

Function list\ResetBit

Tag	Generator_W_DB.ParamUpload
-----	----------------------------

Button_12

Type	Button	Name	Button_12	X position	356
Y position	27	Width	39	Height	35
Mode	Graphic	Text OFF	Text	Text ON	Text

Dynamizations\Event

Event name	Click
------------	-------

Function list\DecreaseTag

Tag	Generator_W_DB.Custom_sum_array	Value	1
-----	---------------------------------	-------	---

Dynamizations\Visibility

Tag - Cycle	"Generator_W_DB.Custom_sum_array"	Data type	Range	Start range	7
	-				
End range	7	Visibility	Visible		

Dynamizations\Event

Event name	Press
------------	-------

Function list\SetBit

Tag	Generator_W_DB.ParamUpload
-----	----------------------------

Function list\SetTag

Tag	Generator_W_DB.Custom_active_array	Value	6
-----	------------------------------------	-------	---

Dynamizations\Event

Event name	Release
------------	---------

Function list\ResetBit

Tag	Generator_W_DB.ParamUpload
-----	----------------------------

Button_13

Type	Button	Name	Button_13	X position	407
Y position	27	Width	39	Height	35
Mode	Graphic	Text OFF	Text	Text ON	Text

Dynamizations\Event

Event name	Click
------------	-------

Function list\DecreaseTag

Tag	Generator_W_DB.Custom_sum_array	Value	1
-----	---------------------------------	-------	---

Dynamizations\Visibility

Tag - Cycle	"Generator_W_DB.Custom_sum_array"	Data type	Range	Start range	8
End range	8	Visibility	Visible		

Dynamizations\Event

Event name	Press
------------	-------

Function list\SetBit

Tag	Generator_W_DB.ParamUpload
-----	----------------------------

Function list\SetTag

Tag	Generator_W_DB.Custom_active_array	Value	7
-----	------------------------------------	-------	---

Dynamizations\Event

Event name	Release
------------	---------

Function list\ResetBit

Tag	Generator_W_DB.ParamUpload
-----	----------------------------

Button_14

Type	Button	Name	Button_14	X position	458
Y position	27	Width	39	Height	35
Mode	Graphic	Text OFF	Text	Text ON	Text

Dynamizations\Event

Event name	Click
------------	-------

Function list\DecreaseTag

Tag	Generator_W_DB.Custom_sum_array	Value	1
-----	---------------------------------	-------	---

Dynamizations\Visibility

Tag - Cycle	"Generator_W_DB.Custom_sum_array"	Data type	Range	Start range	9
End range	9	Visibility	Visible		

Dynamizations\Event

Event name	Press
------------	-------

Function list\SetBit

Tag	Generator_W_DB.ParamUpload
-----	----------------------------

Function list\SetTag

Tag	Generator_W_DB.Custom_active_array	Value	8
-----	------------------------------------	-------	---

Dynamizations\Event

Event name	Release
------------	---------

Function list\ResetBit

Tag	Generator_W_DB.ParamUpload
-----	----------------------------

Button_15

Type	Button	Name	Button_15	X position	204
Y position	241	Width	39	Height	35
Mode	Graphic	Text OFF	Text	Text ON	Text

Dynamizations\Event

Event name Click

Function list\IncreaseTag

Tag	Generator_W_DB.Custom_sum_array	Value	1
-----	---------------------------------	-------	---

Function list\SetTag

Tag	Generator_W_DB.Custom_active_array	Value	4
-----	------------------------------------	-------	---

Dynamizations\Visibility

Tag - Cycle	"Generator_W_DB.Custom_sum_array"	Data type	Range	Start range	3
End range	3	Visibility	Visible		

Dynamizations\Event

Event name Press

Function list\SetBit

Tag	Generator_W_DB.ParamUpload
-----	----------------------------

Function list\SetTag

Tag	Generator_W_DB.Custom_active_array	Value	4
-----	------------------------------------	-------	---

Dynamizations\Event

Event name Release

Function list\ResetBit

Tag	Generator_W_DB.ParamUpload
-----	----------------------------

Button_16

Type	Button	Name	Button_16	X position	255
Y position	241	Width	39	Height	35
Mode	Graphic	Text OFF	Text	Text ON	Text

Dynamizations\Event

Event name Click

Function list\IncreaseTag

Tag	Generator_W_DB.Custom_sum_array	Value	1
-----	---------------------------------	-------	---

Dynamizations\Visibility

Tag - Cycle	"Generator_W_DB.Custom_sum_array"	Data type	Range	Start range	4
End range	4	Visibility	Visible		

Dynamizations\Event

Event name	Press
------------	-------

Function list\SetBit

Tag	Generator_W_DB.ParamUpload
-----	----------------------------

Function list\SetTag

Tag	Generator_W_DB.Custom_active_array	Value	5
-----	------------------------------------	-------	---

Dynamizations\Event

Event name	Release
------------	---------

Function list\ResetBit

Tag	Generator_W_DB.ParamUpload
-----	----------------------------

Button_17

Type	Button	Name	Button_17	X position	306
Y position	241	Width	39	Height	35
Mode	Graphic	Text OFF	Text	Text ON	Text

Dynamizations\Event

Event name	Click
------------	-------

Function list\IncreaseTag

Tag	Generator_W_DB.Custom_sum_array	Value	1
-----	---------------------------------	-------	---

Dynamizations\Visibility

Tag - Cycle	"Generator_W_DB.Custom_sum_array"	Data type	Range	Start range	5
	-				
End range	5	Visibility	Visible		

Dynamizations\Event

Event name	Press
------------	-------

Function list\SetBit

Tag	Generator_W_DB.ParamUpload
-----	----------------------------

Function list\SetTag

Tag	Generator_W_DB.Custom_active_array	Value	6
-----	------------------------------------	-------	---

Dynamizations\Event

Event name	Release
------------	---------

Function list\ResetBit

Tag	Generator_W_DB.ParamUpload
-----	----------------------------

Button_18

Type	Button	Name	Button_18	X position	357
Y position	241	Width	39	Height	35
Mode	Graphic	Text OFF	Text	Text ON	Text

Dynamizations\Event

Event name	Click
------------	-------

Function list\IncreaseTag

Tag	Generator_W_DB.Custom_sum_array	Value	1
-----	---------------------------------	-------	---

Dynamizations\Visibility

Tag - Cycle	"Generator_W_DB.Custom_sum_array"	Data type	Range	Start range	6
	-				
End range	6	Visibility	Visible		

Dynamizations\Event

Event name | Press

Function list\SetBit

Tag | Generator_W_DB.ParamUpload

Function list\SetTag

Tag	Generator_W_DB.Custom_active_array	Value	7
-----	------------------------------------	-------	---

Dynamizations\Event

Event name | Release

Function list\ResetBit

Tag | Generator_W_DB.ParamUpload

Button_19

Type	Button	Name	Button_19	X position	408
Y position	241	Width	39	Height	35
Mode	Graphic	Text OFF	Text	Text ON	Text

Dynamizations\Event

Event name | Click

Function list\IncreaseTag

Tag	Generator_W_DB.Custom_sum_array	Value	1
-----	---------------------------------	-------	---

Dynamizations\Visibility

Tag - Cycle	"Generator_W_DB.Custom_sum_array"	Data type	Range	Start range	7
End range	7	Visibility	Visible		

Dynamizations\Event

Event name | Press

Function list\SetBit

Tag | Generator_W_DB.ParamUpload

Function list\SetTag

Tag	Generator_W_DB.Custom_active_array	Value	8
-----	------------------------------------	-------	---

Dynamizations\Event

Event name	Release
------------	---------

Function list\ResetBit

Tag	Generator_W_DB.ParamUpload
-----	----------------------------

Button_20

Type	Button	Name	Button_20	X position	459
Y position	241	Width	39	Height	35
Mode	Graphic	Text OFF	Text	Text ON	Text

Dynamizations\Event

Event name	Click
------------	-------

Function list\IncreaseTag

Tag	Generator_W_DB.Custom_sum_array	Value	1
-----	---------------------------------	-------	---

Dynamizations\Visibility

Tag - Cycle	"Generator_W_DB.Custom_sum_array"	Data type	Range	Start range	8
	-				
End range	8	Visibility	Visible		

Dynamizations\Event

Event name	Press
------------	-------

Function list\SetBit

Tag	Generator_W_DB.ParamUpload
-----	----------------------------

Function list\SetTag

Tag	Generator_W_DB.Custom_active_array	Value	9
-----	------------------------------------	-------	---

Dynamizations\Event

Event name	Release
------------	---------

Function list\ResetBit

Tag Generator_W_DB.ParamUpload

Button_21

Type	Button	Name	Button_21	X position	45
Y position	87	Width	49	Height	338
Mode	Text	Text OFF		Text ON	Text

Dynamizations\Visibility

Tag - Cycle	"Generator_W_DB.Custom_sum_array" -	Data type	Range	Start range	1
End range	9	Visibility	Visible		

Dynamizations\Appearance

Tag - Cycle	"Generator_W_DB.Custom_active_array" -	Data type	Range	Range	1..1
Foreground color	255, 255, 255	Background color	128, 128, 128	Flashing	No

Dynamizations\Event

Event name Press

Function list\SetBit

Tag Generator_W_DB.ParamUpload

Function list\SetTag

Tag	Generator_W_DB.Custom_active_array	Value	1
-----	------------------------------------	-------	---

Dynamizations\Event

Event name Release

Function list\ResetBit

Tag Generator_W_DB.ParamUpload

Button_22

Type	Button	Name	Button_22	X position	96
Y position	87	Width	49	Height	338
Mode	Text	Text OFF		Text ON	Text

Dynamizations\Visibility

Tag - Cycle	"Generator_W_DB.Custom_sum_array" -	Data type	Range	Start range	2
End range	9	Visibility	Visible		

Dynamizations\Appearance

Tag - Cycle	"Generator_W_DB.Custom_active_array" -	Data type	Range	Range	2..2
Foreground color	255, 255, 255	Background color	128, 128, 128	Flashing	No

Dynamizations\Event

Event name	Press
------------	-------

Function list\SetBit

Tag	Generator_W_DB.ParamUpload
-----	----------------------------

Function list\SetTag

Tag	Generator_W_DB.Custom_active_array	Value	2
-----	------------------------------------	-------	---

Dynamizations\Event

Event name	Release
------------	---------

Function list\ResetBit

Tag	Generator_W_DB.ParamUpload
-----	----------------------------

Button_23

Type	Button	Name	Button_23	X position	147
Y position	87	Width	49	Height	338
Mode	Text	Text OFF		Text ON	Text

Dynamizations\Visibility

Tag - Cycle	"Generator_W_DB.Custom_sum_array" -	Data type	Range	Start range	3
End range	9	Visibility	Visible		

Dynamizations\Appearance

Tag - Cycle	"Generator_W_DB.Custom_active_array" -	Data type	Range	Range	3..3
Foreground color	255, 255, 255	Background color	128, 128, 128	Flashing	No

Dynamizations\Event

Event name | Press

Function list\SetBit

Tag | Generator_W_DB.ParamUpload

Function list\SetTag

Tag	Generator_W_DB.Custom_active_array	Value	3
-----	------------------------------------	-------	---

Dynamizations\Event

Event name | Release

Function list\ResetBit

Tag | Generator_W_DB.ParamUpload

Button_24

Type	Button	Name	Button_24	X position	198
Y position	87	Width	49	Height	338
Mode	Text	Text OFF		Text ON	Text

Dynamizations\Visibility

Tag - Cycle	"Generator_W_DB.Custom_sum_array"	Data type	Range	Start range	4
End range	9	Visibility	Visible		

Dynamizations\Appearance

Tag - Cycle	"Generator_W_DB.Custom_active_array" -	Data type	Range	Range	4..4
Foreground color	255, 255, 255	Background color	128, 128, 128	Flashing	No

Dynamizations\Event

Event name | Press

Function list\SetBit

Tag | Generator_W_DB.ParamUpload

Function list\SetTag

Tag	Generator_W_DB.Custom_active_array	Value	4
-----	------------------------------------	-------	---

Dynamizations\Event

Event name	Release
------------	---------

Function list\ResetBit

Tag	Generator_W_DB.ParamUpload
-----	----------------------------

Button_25

Type	Button	Name	Button_25	X position	249
Y position	87	Width	49	Height	338
Mode	Text	Text OFF		Text ON	Text

Dynamizations\Visibility

Tag - Cycle	"Generator_W_DB.Custom_sum_array"	Data type	Range	Start range	5
End range	9	Visibility	Visible		

Dynamizations\Appearance

Tag - Cycle	"Generator_W_DB.Custom_active_ar- ray" -	Data type	Range	Range	5..5
Foreground color	255, 255, 255	Background color	128, 128, 128	Flashing	No

Dynamizations\Event

Event name	Press
------------	-------

Function list\SetBit

Tag	Generator_W_DB.ParamUpload
-----	----------------------------

Function list\SetTag

Tag	Generator_W_DB.Custom_active_array	Value	5
-----	------------------------------------	-------	---

Dynamizations\Event

Event name	Release
------------	---------

Function list\ResetBit

Tag Generator_W_DB.ParamUpload

Button_26

Type	Button	Name	Button_26	X position	300
Y position	87	Width	49	Height	338
Mode	Text	Text OFF		Text ON	Text

Dynamizations\Visibility

Tag - Cycle	"Generator_W_DB.Custom_sum_array"	Data type	Range	Start range	6
	-				
End range	9	Visibility	Visible		

Dynamizations\Appearance

Tag - Cycle	"Generator_W_DB.Custom_active_array" -	Data type	Range	Range	6..6
Foreground color	255, 255, 255	Background color	128, 128, 128	Flashing	No

Dynamizations\Event

Event name Press

Function list\SetBit

Tag Generator_W_DB.ParamUpload

Function list\SetTag

Tag	Generator_W_DB.Custom_active_array	Value	6
-----	------------------------------------	-------	---

Dynamizations\Event

Event name Release

Function list\ResetBit

Tag Generator_W_DB.ParamUpload

Button_27

Type	Button	Name	Button_27	X position	351
Y position	87	Width	49	Height	338
Mode	Text	Text OFF		Text ON	Text

Dynamizations\Visibility

Tag - Cycle	"Generator_W_DB.Custom_sum_array" -	Data type	Range	Start range	7
End range	9	Visibility	Visible		

Dynamizations\Appearance

Tag - Cycle	"Generator_W_DB.Custom_active_array" -	Data type	Range	Range	7..7
Foreground color	255, 255, 255	Background color	128, 128, 128	Flashing	No

Dynamizations\Event

Event name	Press
------------	-------

Function list\SetBit

Tag	Generator_W_DB.ParamUpload
-----	----------------------------

Function list\SetTag

Tag	Generator_W_DB.Custom_active_array	Value	7
-----	------------------------------------	-------	---

Dynamizations\Event

Event name	Release
------------	---------

Function list\ResetBit

Tag	Generator_W_DB.ParamUpload
-----	----------------------------

Button_28

Type	Button	Name	Button_28	X position	402
Y position	87	Width	49	Height	338
Mode	Text	Text OFF		Text ON	Text

Dynamizations\Visibility

Tag - Cycle	"Generator_W_DB.Custom_sum_array" -	Data type	Range	Start range	8
End range	9	Visibility	Visible		

Dynamizations\Appearance

Tag - Cycle	"Generator_W_DB.Custom_active_array" -	Data type	Range	Range	8..8
Foreground color	255, 255, 255	Background color	128, 128, 128	Flashing	No

Dynamizations\Event

Event name	Press
------------	-------

Function list\SetBit

Tag	Generator_W_DB.ParamUpload
-----	----------------------------

Function list\SetTag

Tag	Generator_W_DB.Custom_active_array	Value	8
-----	------------------------------------	-------	---

Dynamizations\Event

Event name	Release
------------	---------

Function list\ResetBit

Tag	Generator_W_DB.ParamUpload
-----	----------------------------

Button_29

Type	Button	Name	Button_29	X position	453
Y position	87	Width	49	Height	338
Mode	Text	Text OFF		Text ON	Text

Dynamizations\Visibility

Tag - Cycle	"Generator_W_DB.Custom_sum_array"	Data type	Range	Start range	9
End range	9	Visibility	Visible		

Dynamizations\Appearance

Tag - Cycle	"Generator_W_DB.Custom_active_array" -	Data type	Range	Range	9..9
Foreground color	255, 255, 255	Background color	128, 128, 128	Flashing	No

Dynamizations\Event

Event name	Press
------------	-------

Function list\SetBit

Tag	Generator_W_DB.ParamUpload
-----	----------------------------

Function list\SetTag

Tag	Generator_W_DB.Custom_active_array	Value	9
-----	------------------------------------	-------	---

Dynamizations\Event

Event name	Release
------------	---------

Function list\ResetBit

Tag	Generator_W_DB.ParamUpload
-----	----------------------------

Ellipse_2

Type	Ellipse	Name	Ellipse_2	X position	93
Y position	423	Width	5	Height	5
Layer	0 - Layer_0	Background color	0, 0, 0	Border color	24, 28, 49

Dynamizations\Vertical movement

Tag - Cycle	"Generator_W_DB.CustomParamValues[1]" -	Start range	0	End range	100
X position difference	0	Y position difference	-270		

Dynamizations\Visibility

Tag - Cycle	"Generator_W_DB.Custom_sum_array"	Data type	Range	Start range	2
End range	9	Visibility	Visible		

Ellipse_3

Type	Ellipse	Name	Ellipse_3	X position	144
Y position	423	Width	5	Height	5
Layer	0 - Layer_0	Background color	0, 0, 0	Border color	24, 28, 49

Dynamizations\Vertical movement

Tag - Cycle	"Generator_W_DB.CustomParamValues[10]" -	Start range	0	End range	100
X position difference	0	Y position difference	-270		

Dynamizations\Visibility

Tag - Cycle	"Generator_W_DB.Custom_sum_array"	Data type	Range	Start range	2
End range	9	Visibility	Visible		

Ellipse_4

Type	Ellipse	Name	Ellipse_4	X position	118
Y position	423	Width	5	Height	5
Layer	0 - Layer_0	Background color	0, 0, 0	Border color	24, 28, 49
Dynamizations\Vertical movement					
Tag - Cycle	"Doplukove_funkce_DB.LeftRightValue2" -	Start range	0	End range	100
X position difference	0	Y position difference	-270		
Dynamizations\Visibility					
Tag - Cycle	"Generator_W_DB.Custom_sum_array" -	Data type	Range	Start range	2
End range	9	Visibility	Visible		

Ellipse_5

Type	Ellipse	Name	Ellipse_5	X position	135
Y position	423	Width	5	Height	5
Layer	0 - Layer_0	Background color	0, 0, 0	Border color	24, 28, 49
Dynamizations\Vertical movement					
Tag - Cycle	"Doplukove_funkce_DB.RightLeftValue2" -	Start range	0	End range	100
X position difference	0	Y position difference	-270		
Dynamizations\Visibility					
Tag - Cycle	"Generator_W_DB.Custom_sum_array" -	Data type	Range	Start range	2
End range	9	Visibility	Visible		

Ellipse_6

Type	Ellipse	Name	Ellipse_6	X position	101
Y position	423	Width	5	Height	5
Layer	0 - Layer_0	Background color	0, 0, 0	Border color	24, 28, 49
Dynamizations\Vertical movement					
Tag - Cycle	"Doplukove_funkce_DB.DiffAbsLeftValue2" -	Start range	0	End range	100
X position difference	0	Y position difference	-270		

Dynamizations\Visibility

Tag - Cycle	"Generator_W_DB.Custom_sum_array"	Data type	Range	Start range	2
	-				
End range	9	Visibility	Visible		

Ellipse_7

Type	Ellipse	Name	Ellipse_7	X position	127
Y position	423	Width	5	Height	5
Layer	0 - Layer_0	Background color	0, 0, 0	Border color	24, 28, 49

Dynamizations\Vertical movement

Tag - Cycle	"Doplukove_funkce_DB.MiddleValue2"	Start range	0	End range	100
	-				
X position difference	0	Y position difference	-270		

Dynamizations\Visibility

Tag - Cycle	"Generator_W_DB.Custom_sum_array"	Data type	Range	Start range	2
	-				
End range	9	Visibility	Visible		

Ellipse_8

Type	Ellipse	Name	Ellipse_8	X position	110
Y position	423	Width	5	Height	5
Layer	0 - Layer_0	Background color	0, 0, 0	Border color	24, 28, 49

Dynamizations\Vertical movement

Tag - Cycle	"Doplukove_funkce_DB.DiffAbsRight-Value2" -	Start range	0	End range	100
X position difference	0	Y position difference	-270		

Dynamizations\Visibility

Tag - Cycle	"Generator_W_DB.Custom_sum_array"	Data type	Range	Start range	2
	-				
End range	9	Visibility	Visible		

Ellipse_1

Type	Ellipse	Name	Ellipse_1	X position	42
Y position	423	Width	5	Height	5
Layer	0 - Layer_0	Background color	0, 0, 0	Border color	24, 28, 49

Dynamizations\Vertical movement

Tag - Cycle	"Generator_W_DB.CustomParamValues[0]" -	Start range	0	End range	100
X position difference	0	Y position difference	-270		

Dynamizations\Visibility

Tag - Cycle	"Generator_W_DB.Custom_sum_array"	Data type	Range	Start range	1
End range	9	Visibility	Visible		

Ellipse_9

Type	Ellipse	Name	Ellipse_9	X position	93
Y position	423	Width	5	Height	5
Layer	0 - Layer_0	Background color	0, 0, 0	Border color	24, 28, 49

Dynamizations\Vertical movement

Tag - Cycle	"Generator_W_DB.CustomParamValues[9]" -	Start range	0	End range	100
X position difference	0	Y position difference	-270		

Dynamizations\Visibility

Tag - Cycle	"Generator_W_DB.Custom_sum_array"	Data type	Range	Start range	1
End range	9	Visibility	Visible		

Ellipse_10

Type	Ellipse	Name	Ellipse_10	X position	67
Y position	423	Width	5	Height	5
Layer	0 - Layer_0	Background color	0, 0, 0	Border color	24, 28, 49

Dynamizations\Vertical movement

Tag - Cycle	"Doplukove_funkce_DB.1_MiddleValue" -	Start range	0	End range	100
X position difference	0	Y position difference	-270		

Dynamizations\Visibility

Tag - Cycle	"Generator_W_DB.Custom_sum_array"	Data type	Range	Start range	1
End range	9	Visibility	Visible		

Ellipse_11

Type	Ellipse	Name	Ellipse_11	X position	84
------	---------	------	------------	------------	----

Totally Integrated Automation Portal		
--------------------------------------	--	--

Y position	423	Width	5	Height	5
Layer	0 - Layer_0	Background color	0, 0, 0	Border color	24, 28, 49
Dynamizations\Vertical movement					
Tag - Cycle	"DoplInkove_funkce_DB.1_RightRight-Value" -	Start range	0	End range	100
X position difference	0	Y position difference	-270		
Dynamizations\Visibility					
Tag - Cycle	"Generator_W_DB.Custom_sum_array" -	Data type	Range	Start range	1
End range	9	Visibility	Visible		

Ellipse_12

Type	Ellipse	Name	Ellipse_12	X position	50
Y position	423	Width	5	Height	5
Layer	0 - Layer_0	Background color	0, 0, 0	Border color	24, 28, 49
Dynamizations\Vertical movement					
Tag - Cycle	"DoplInkove_funkce_DB.1_LeftLeftValue" -	Start range	0	End range	100
X position difference	0	Y position difference	-270		
Dynamizations\Visibility					
Tag - Cycle	"Generator_W_DB.Custom_sum_array" -	Data type	Range	Start range	1
End range	9	Visibility	Visible		

Ellipse_13

Type	Ellipse	Name	Ellipse_13	X position	76
Y position	423	Width	5	Height	5
Layer	0 - Layer_0	Background color	0, 0, 0	Border color	24, 28, 49
Dynamizations\Vertical movement					
Tag - Cycle	"DoplInkove_funkce_DB.1_RightLeft-Value" -	Start range	0	End range	100
X position difference	0	Y position difference	-270		
Dynamizations\Visibility					
Tag - Cycle	"Generator_W_DB.Custom_sum_array" -	Data type	Range	Start range	1
End range	9	Visibility	Visible		

--	--	--

Ellipse_14

Type	Ellipse	Name	Ellipse_14	X position	59
Y position	423	Width	5	Height	5
Layer	0 - Layer_0	Background color	0, 0, 0	Border color	24, 28, 49
Dynamizations\Vertical movement					
Tag - Cycle	"Doplukove_funkce_DB.1_LeftRight-Value" -	Start range	0	End range	100
X position difference	0	Y position difference	-270		
Dynamizations\Visibility					
Tag - Cycle	"Generator_W_DB.Custom_sum_array" -	Data type	Range	Start range	1
End range	9	Visibility	Visible		

Ellipse_15

Type	Ellipse	Name	Ellipse_15	X position	144
Y position	423	Width	5	Height	5
Layer	0 - Layer_0	Background color	0, 0, 0	Border color	24, 28, 49
Dynamizations\Vertical movement					
Tag - Cycle	"Generator_W_DB.CustomParamValues[2]" -	Start range	0	End range	100
X position difference	0	Y position difference	-270		
Dynamizations\Visibility					
Tag - Cycle	"Generator_W_DB.Custom_sum_array" -	Data type	Range	Start range	3
End range	9	Visibility	Visible		

Ellipse_16

Type	Ellipse	Name	Ellipse_16	X position	195
Y position	423	Width	5	Height	5
Layer	0 - Layer_0	Background color	0, 0, 0	Border color	24, 28, 49
Dynamizations\Vertical movement					
Tag - Cycle	"Generator_W_DB.CustomParamValues[11]" -	Start range	0	End range	100
X position difference	0	Y position difference	-270		

Dynamizations\Visibility

Tag - Cycle	"Generator_W_DB.Custom_sum_array"	Data type	Range	Start range	3
	-				
End range	9	Visibility	Visible		

Ellipse_17

Type	Ellipse	Name	Ellipse_17	X position	169
Y position	423	Width	5	Height	5
Layer	0 - Layer_0	Background color	0, 0, 0	Border color	24, 28, 49

Dynamizations\Vertical movement

Tag - Cycle	"Doplukove_funkce_DB.3_MiddleValue" -	Start range	0	End range	100
X position difference	0	Y position difference	-270		

Dynamizations\Visibility

Tag - Cycle	"Generator_W_DB.Custom_sum_array"	Data type	Range	Start range	3
	-				
End range	9	Visibility	Visible		

Ellipse_18

Type	Ellipse	Name	Ellipse_18	X position	186
Y position	423	Width	5	Height	5
Layer	0 - Layer_0	Background color	0, 0, 0	Border color	24, 28, 49

Dynamizations\Vertical movement

Tag - Cycle	"Doplukove_funkce_DB.3_RightRight-Value" -	Start range	0	End range	100
X position difference	0	Y position difference	-270		

Dynamizations\Visibility

Tag - Cycle	"Generator_W_DB.Custom_sum_array"	Data type	Range	Start range	3
	-				
End range	9	Visibility	Visible		

Ellipse_19

Type	Ellipse	Name	Ellipse_19	X position	152
Y position	423	Width	5	Height	5
Layer	0 - Layer_0	Background color	0, 0, 0	Border color	24, 28, 49

Dynamizations\Vertical movement

Tag - Cycle	"Doplukove_funkce_DB.3_LeftLeftValue" -	Start range	0	End range	100
X position difference	0	Y position difference	-270		

Dynamizations\Visibility

Tag - Cycle	"Generator_W_DB.Custom_sum_array" -	Data type	Range	Start range	3
End range	9	Visibility	Visible		

Ellipse_20

Type	Ellipse	Name	Ellipse_20	X position	178
Y position	423	Width	5	Height	5
Layer	0 - Layer_0	Background color	0, 0, 0	Border color	24, 28, 49

Dynamizations\Vertical movement

Tag - Cycle	"Doplukove_funkce_DB.3_RightLeftValue" -	Start range	0	End range	100
X position difference	0	Y position difference	-270		

Dynamizations\Visibility

Tag - Cycle	"Generator_W_DB.Custom_sum_array" -	Data type	Range	Start range	3
End range	9	Visibility	Visible		

Ellipse_21

Type	Ellipse	Name	Ellipse_21	X position	161
Y position	423	Width	5	Height	5
Layer	0 - Layer_0	Background color	0, 0, 0	Border color	24, 28, 49

Dynamizations\Vertical movement

Tag - Cycle	"Doplukove_funkce_DB.3_LeftRightValue" -	Start range	0	End range	100
X position difference	0	Y position difference	-270		

Dynamizations\Visibility

Tag - Cycle	"Generator_W_DB.Custom_sum_array" -	Data type	Range	Start range	3
End range	9	Visibility	Visible		

Ellipse_22

Type	Ellipse	Name	Ellipse_22	X position	195
------	---------	------	------------	------------	-----

Totally Integrated Automation Portal		
--------------------------------------	--	--

Y position	423	Width	5	Height	5
Layer	0 - Layer_0	Background color	0, 0, 0	Border color	24, 28, 49
Dynamizations\Vertical movement					
Tag - Cycle	"Generator_W_DB.CustomParamValues[3]" -	Start range	0	End range	100
X position difference	0	Y position difference	-270		
Dynamizations\Visibility					
Tag - Cycle	"Generator_W_DB.Custom_sum_array" -	Data type	Range	Start range	4
End range	9	Visibility	Visible		

Ellipse_23

Type	Ellipse	Name	Ellipse_23	X position	246
Y position	423	Width	5	Height	5
Layer	0 - Layer_0	Background color	0, 0, 0	Border color	24, 28, 49
Dynamizations\Vertical movement					
Tag - Cycle	"Generator_W_DB.CustomParamValues[12]" -	Start range	0	End range	100
X position difference	0	Y position difference	-270		
Dynamizations\Visibility					
Tag - Cycle	"Generator_W_DB.Custom_sum_array" -	Data type	Range	Start range	4
End range	9	Visibility	Visible		

Ellipse_24

Type	Ellipse	Name	Ellipse_24	X position	220
Y position	423	Width	5	Height	5
Layer	0 - Layer_0	Background color	0, 0, 0	Border color	24, 28, 49
Dynamizations\Vertical movement					
Tag - Cycle	"Doplnkove_funkce_DB.4_MiddleValue" -	Start range	0	End range	100
X position difference	0	Y position difference	-270		
Dynamizations\Visibility					
Tag - Cycle	"Generator_W_DB.Custom_sum_array" -	Data type	Range	Start range	4
End range	9	Visibility	Visible		

--	--	--

Ellipse_25

Type	Ellipse	Name	Ellipse_25	X position	237
Y position	423	Width	5	Height	5
Layer	0 - Layer_0	Background color	0, 0, 0	Border color	24, 28, 49
Dynamizations\Vertical movement					
Tag - Cycle	"Doplukove_funkce_DB.4_RightRight-Value" -	Start range	0	End range	100
X position difference	0	Y position difference	-270		
Dynamizations\Visibility					
Tag - Cycle	"Generator_W_DB.Custom_sum_array" -	Data type	Range	Start range	4
End range	9	Visibility	Visible		

Ellipse_26

Type	Ellipse	Name	Ellipse_26	X position	203
Y position	423	Width	5	Height	5
Layer	0 - Layer_0	Background color	0, 0, 0	Border color	24, 28, 49
Dynamizations\Vertical movement					
Tag - Cycle	"Doplukove_funkce_DB.4_LeftLeftValue" -	Start range	0	End range	100
X position difference	0	Y position difference	-270		
Dynamizations\Visibility					
Tag - Cycle	"Generator_W_DB.Custom_sum_array" -	Data type	Range	Start range	4
End range	9	Visibility	Visible		

Ellipse_27

Type	Ellipse	Name	Ellipse_27	X position	229
Y position	423	Width	5	Height	5
Layer	0 - Layer_0	Background color	0, 0, 0	Border color	24, 28, 49
Dynamizations\Vertical movement					
Tag - Cycle	"Doplukove_funkce_DB.4_RightLeft-Value" -	Start range	0	End range	100
X position difference	0	Y position difference	-270		

Dynamizations\Visibility

Tag - Cycle	"Generator_W_DB.Custom_sum_array"	Data type	Range	Start range	4
	-				
End range	9	Visibility	Visible		

Ellipse_28

Type	Ellipse	Name	Ellipse_28	X position	212
Y position	423	Width	5	Height	5
Layer	0 - Layer_0	Background color	0, 0, 0	Border color	24, 28, 49

Dynamizations\Vertical movement

Tag - Cycle	"Doplukove_funkce_DB.4_LeftRight-Value" -	Start range	0	End range	100
X position difference	0	Y position difference	-270		

Dynamizations\Visibility

Tag - Cycle	"Generator_W_DB.Custom_sum_array"	Data type	Range	Start range	4
	-				
End range	9	Visibility	Visible		

Ellipse_29

Type	Ellipse	Name	Ellipse_29	X position	297
Y position	423	Width	5	Height	5
Layer	0 - Layer_0	Background color	0, 0, 0	Border color	24, 28, 49

Dynamizations\Vertical movement

Tag - Cycle	"Generator_W_DB.CustomParamValues[5]" -	Start range	0	End range	100
X position difference	0	Y position difference	-270		

Dynamizations\Visibility

Tag - Cycle	"Generator_W_DB.Custom_sum_array"	Data type	Range	Start range	6
	-				
End range	9	Visibility	Visible		

Ellipse_30

Type	Ellipse	Name	Ellipse_30	X position	348
Y position	424	Width	5	Height	5
Layer	0 - Layer_0	Background color	0, 0, 0	Border color	24, 28, 49

Dynamizations\Vertical movement

Tag - Cycle	"Generator_W_DB.CustomParamValues[14]" -	Start range	0	End range	100
X position difference	0	Y position difference	-270		

Dynamizations\Visibility

Tag - Cycle	"Generator_W_DB.Custom_sum_array" -	Data type	Range	Start range	6
End range	9	Visibility	Visible		

Ellipse_31

Type	Ellipse	Name	Ellipse_31	X position	322
Y position	423	Width	5	Height	5
Layer	0 - Layer_0	Background color	0, 0, 0	Border color	24, 28, 49

Dynamizations\Vertical movement

Tag - Cycle	"DoplInkove_funkce_DB.6_MiddleValue" -	Start range	0	End range	100
X position difference	0	Y position difference	-270		

Dynamizations\Visibility

Tag - Cycle	"Generator_W_DB.Custom_sum_array" -	Data type	Range	Start range	6
End range	9	Visibility	Visible		

Ellipse_32

Type	Ellipse	Name	Ellipse_32	X position	339
Y position	423	Width	5	Height	5
Layer	0 - Layer_0	Background color	0, 0, 0	Border color	24, 28, 49

Dynamizations\Vertical movement

Tag - Cycle	"DoplInkove_funkce_DB.6_RightRightValue" -	Start range	0	End range	100
X position difference	0	Y position difference	-270		

Dynamizations\Visibility

Tag - Cycle	"Generator_W_DB.Custom_sum_array" -	Data type	Range	Start range	6
End range	9	Visibility	Visible		

Ellipse_33

Type	Ellipse	Name	Ellipse_33	X position	305
------	---------	------	------------	------------	-----

Totally Integrated Automation Portal		
--------------------------------------	--	--

Y position	423	Width	5	Height	5
Layer	0 - Layer_0	Background color	0, 0, 0	Border color	24, 28, 49
Dynamizations\Vertical movement					
Tag - Cycle	"Doplukove_funkce_DB.6_LeftLeftValue" -	Start range	0	End range	100
X position difference	0	Y position difference	-270		
Dynamizations\Visibility					
Tag - Cycle	"Generator_W_DB.Custom_sum_array" -	Data type	Range	Start range	6
End range	9	Visibility	Visible		

Ellipse_34

Type	Ellipse	Name	Ellipse_34	X position	331
Y position	423	Width	5	Height	5
Layer	0 - Layer_0	Background color	0, 0, 0	Border color	24, 28, 49
Dynamizations\Vertical movement					
Tag - Cycle	"Doplukove_funkce_DB.6_RightLeftValue" -	Start range	0	End range	100
X position difference	0	Y position difference	-270		
Dynamizations\Visibility					
Tag - Cycle	"Generator_W_DB.Custom_sum_array" -	Data type	Range	Start range	6
End range	9	Visibility	Visible		

Ellipse_35

Type	Ellipse	Name	Ellipse_35	X position	314
Y position	423	Width	5	Height	5
Layer	0 - Layer_0	Background color	0, 0, 0	Border color	24, 28, 49
Dynamizations\Vertical movement					
Tag - Cycle	"Doplukove_funkce_DB.6_LeftRightValue" -	Start range	0	End range	100
X position difference	0	Y position difference	-270		
Dynamizations\Visibility					
Tag - Cycle	"Generator_W_DB.Custom_sum_array" -	Data type	Range	Start range	6
End range	9	Visibility	Visible		

--	--	--

Ellipse_36

Type	Ellipse	Name	Ellipse_36	X position	399
Y position	424	Width	5	Height	5
Layer	0 - Layer_0	Background color	0, 0, 0	Border color	24, 28, 49
Dynamizations\Vertical movement					
Tag - Cycle	"Generator_W_DB.CustomParamVal-ues[7]" -	Start range	0	End range	100
X position difference	0	Y position difference	-270		
Dynamizations\Visibility					
Tag - Cycle	"Generator_W_DB.Custom_sum_array" -	Data type	Range	Start range	8
End range	9	Visibility	Visible		

Ellipse_37

Type	Ellipse	Name	Ellipse_37	X position	450
Y position	424	Width	5	Height	5
Layer	0 - Layer_0	Background color	0, 0, 0	Border color	24, 28, 49
Dynamizations\Vertical movement					
Tag - Cycle	"Generator_W_DB.CustomParamVal-ues[16]" -	Start range	0	End range	100
X position difference	0	Y position difference	-270		
Dynamizations\Visibility					
Tag - Cycle	"Generator_W_DB.Custom_sum_array" -	Data type	Range	Start range	8
End range	9	Visibility	Visible		

Ellipse_38

Type	Ellipse	Name	Ellipse_38	X position	424
Y position	423	Width	5	Height	5
Layer	0 - Layer_0	Background color	0, 0, 0	Border color	24, 28, 49
Dynamizations\Vertical movement					
Tag - Cycle	"DoplInkove_funkce_DB.8_MiddleVal-ue" -	Start range	0	End range	100
X position difference	0	Y position difference	-270		

Dynamizations\Visibility

Tag - Cycle	"Generator_W_DB.Custom_sum_array"	Data type	Range	Start range	8
	-				
End range	9	Visibility	Visible		

Ellipse_39

Type	Ellipse	Name	Ellipse_39	X position	441
Y position	423	Width	5	Height	5
Layer	0 - Layer_0	Background color	0, 0, 0	Border color	24, 28, 49

Dynamizations\Vertical movement

Tag - Cycle	"Doplukove_funkce_DB.8_RightRight-Value" -	Start range	0	End range	100
X position difference	0	Y position difference	-270		

Dynamizations\Visibility

Tag - Cycle	"Generator_W_DB.Custom_sum_array"	Data type	Range	Start range	8
	-				
End range	9	Visibility	Visible		

Ellipse_40

Type	Ellipse	Name	Ellipse_40	X position	407
Y position	423	Width	5	Height	5
Layer	0 - Layer_0	Background color	0, 0, 0	Border color	24, 28, 49

Dynamizations\Vertical movement

Tag - Cycle	"Doplukove_funkce_DB.8_LeftLeftValue" -	Start range	0	End range	100
X position difference	0	Y position difference	-270		

Dynamizations\Visibility

Tag - Cycle	"Generator_W_DB.Custom_sum_array"	Data type	Range	Start range	8
	-				
End range	9	Visibility	Visible		

Ellipse_41

Type	Ellipse	Name	Ellipse_41	X position	433
Y position	423	Width	5	Height	5
Layer	0 - Layer_0	Background color	0, 0, 0	Border color	24, 28, 49

Dynamizations\Vertical movement

Tag - Cycle	"Doplukove_funkce_DB.8_RightLeft-Value" -	Start range	0	End range	100
X position difference	0	Y position difference	-270		

Dynamizations\Visibility

Tag - Cycle	"Generator_W_DB.Custom_sum_array" -	Data type	Range	Start range	8
End range	9	Visibility	Visible		

Ellipse_42

Type	Ellipse	Name	Ellipse_42	X position	416
Y position	423	Width	5	Height	5
Layer	0 - Layer_0	Background color	0, 0, 0	Border color	24, 28, 49

Dynamizations\Vertical movement

Tag - Cycle	"Doplukove_funkce_DB.8_LeftRight-Value" -	Start range	0	End range	100
X position difference	0	Y position difference	-270		

Dynamizations\Visibility

Tag - Cycle	"Generator_W_DB.Custom_sum_array" -	Data type	Range	Start range	8
End range	9	Visibility	Visible		

Ellipse_43

Type	Ellipse	Name	Ellipse_43	X position	246
Y position	423	Width	5	Height	5
Layer	0 - Layer_0	Background color	0, 0, 0	Border color	24, 28, 49

Dynamizations\Vertical movement

Tag - Cycle	"Generator_W_DB.CustomParamValues[4]" -	Start range	0	End range	100
X position difference	0	Y position difference	-270		

Dynamizations\Visibility

Tag - Cycle	"Generator_W_DB.Custom_sum_array" -	Data type	Range	Start range	5
End range	9	Visibility	Visible		

Ellipse_44

Type	Ellipse	Name	Ellipse_44	X position	297
------	---------	------	------------	------------	-----

Totally Integrated Automation Portal		
--------------------------------------	--	--

Y position	423	Width	5	Height	5
Layer	0 - Layer_0	Background color	0, 0, 0	Border color	24, 28, 49
Dynamizations\Vertical movement					
Tag - Cycle	"Generator_W_DB.CustomParamValues[13]" -	Start range	0	End range	100
X position difference	0	Y position difference	-270		
Dynamizations\Visibility					
Tag - Cycle	"Generator_W_DB.Custom_sum_array" -	Data type	Range	Start range	5
End range	9	Visibility	Visible		

Ellipse_45

Type	Ellipse	Name	Ellipse_45	X position	271
Y position	423	Width	5	Height	5
Layer	0 - Layer_0	Background color	0, 0, 0	Border color	24, 28, 49
Dynamizations\Vertical movement					
Tag - Cycle	"DoplInkove_funkce_DB.5_MiddleValue" -	Start range	0	End range	100
X position difference	0	Y position difference	-270		
Dynamizations\Visibility					
Tag - Cycle	"Generator_W_DB.Custom_sum_array" -	Data type	Range	Start range	5
End range	9	Visibility	Visible		

Ellipse_46

Type	Ellipse	Name	Ellipse_46	X position	288
Y position	423	Width	5	Height	5
Layer	0 - Layer_0	Background color	0, 0, 0	Border color	24, 28, 49
Dynamizations\Vertical movement					
Tag - Cycle	"DoplInkove_funkce_DB.5_RightRightValue" -	Start range	0	End range	100
X position difference	0	Y position difference	-270		
Dynamizations\Visibility					
Tag - Cycle	"Generator_W_DB.Custom_sum_array" -	Data type	Range	Start range	5
End range	9	Visibility	Visible		

--	--	--

Ellipse_47

Type	Ellipse	Name	Ellipse_47	X position	254
Y position	423	Width	5	Height	5
Layer	0 - Layer_0	Background color	0, 0, 0	Border color	24, 28, 49
Dynamizations\Vertical movement					
Tag - Cycle	"Doplukove_funkce_DB.5_LeftLeftValue" -	Start range	0	End range	100
X position difference	0	Y position difference	-270		
Dynamizations\Visibility					
Tag - Cycle	"Generator_W_DB.Custom_sum_array" -	Data type	Range	Start range	5
End range	9	Visibility	Visible		

Ellipse_48

Type	Ellipse	Name	Ellipse_48	X position	280
Y position	423	Width	5	Height	5
Layer	0 - Layer_0	Background color	0, 0, 0	Border color	24, 28, 49
Dynamizations\Vertical movement					
Tag - Cycle	"Doplukove_funkce_DB.5_RightLeftValue" -	Start range	0	End range	100
X position difference	0	Y position difference	-270		
Dynamizations\Visibility					
Tag - Cycle	"Generator_W_DB.Custom_sum_array" -	Data type	Range	Start range	5
End range	9	Visibility	Visible		

Ellipse_49

Type	Ellipse	Name	Ellipse_49	X position	263
Y position	423	Width	5	Height	5
Layer	0 - Layer_0	Background color	0, 0, 0	Border color	24, 28, 49
Dynamizations\Vertical movement					
Tag - Cycle	"Doplukove_funkce_DB.5_LeftRightValue" -	Start range	0	End range	100
X position difference	0	Y position difference	-270		

Dynamizations\Visibility

Tag - Cycle	"Generator_W_DB.Custom_sum_array"	Data type	Range	Start range	5
	-				
End range	9	Visibility	Visible		

Ellipse_50

Type	Ellipse	Name	Ellipse_50	X position	348
Y position	423	Width	5	Height	5
Layer	0 - Layer_0	Background color	0, 0, 0	Border color	24, 28, 49

Dynamizations\Vertical movement

Tag - Cycle	"Generator_W_DB.CustomParamValues[6]" -	Start range	0	End range	100
X position difference	0	Y position difference	-270		

Dynamizations\Visibility

Tag - Cycle	"Generator_W_DB.Custom_sum_array"	Data type	Range	Start range	7
	-				
End range	9	Visibility	Visible		

Ellipse_51

Type	Ellipse	Name	Ellipse_51	X position	399
Y position	423	Width	5	Height	5
Layer	0 - Layer_0	Background color	0, 0, 0	Border color	24, 28, 49

Dynamizations\Vertical movement

Tag - Cycle	"Generator_W_DB.CustomParamValues[15]" -	Start range	0	End range	100
X position difference	0	Y position difference	-270		

Dynamizations\Visibility

Tag - Cycle	"Generator_W_DB.Custom_sum_array"	Data type	Range	Start range	7
	-				
End range	9	Visibility	Visible		

Ellipse_52

Type	Ellipse	Name	Ellipse_52	X position	373
Y position	423	Width	5	Height	5
Layer	0 - Layer_0	Background color	0, 0, 0	Border color	24, 28, 49

Dynamizations\Vertical movement

Tag - Cycle	"Doplukove_funkce_DB.7_MiddleValue" -	Start range	0	End range	100
X position difference	0	Y position difference	-270		

Dynamizations\Visibility

Tag - Cycle	"Generator_W_DB.Custom_sum_array" -	Data type	Range	Start range	7
End range	9	Visibility	Visible		

Ellipse_53

Type	Ellipse	Name	Ellipse_53	X position	390
Y position	423	Width	5	Height	5
Layer	0 - Layer_0	Background color	0, 0, 0	Border color	24, 28, 49

Dynamizations\Vertical movement

Tag - Cycle	"Doplukove_funkce_DB.7_RightRightValue" -	Start range	0	End range	100
X position difference	0	Y position difference	-270		

Dynamizations\Visibility

Tag - Cycle	"Generator_W_DB.Custom_sum_array" -	Data type	Range	Start range	7
End range	9	Visibility	Visible		

Ellipse_54

Type	Ellipse	Name	Ellipse_54	X position	356
Y position	423	Width	5	Height	5
Layer	0 - Layer_0	Background color	0, 0, 0	Border color	24, 28, 49

Dynamizations\Vertical movement

Tag - Cycle	"Doplukove_funkce_DB.7_LeftLeftValue" -	Start range	0	End range	100
X position difference	0	Y position difference	-270		

Dynamizations\Visibility

Tag - Cycle	"Generator_W_DB.Custom_sum_array" -	Data type	Range	Start range	7
End range	9	Visibility	Visible		

Ellipse_55

Type	Ellipse	Name	Ellipse_55	X position	382
------	---------	------	------------	------------	-----

Totally Integrated Automation Portal		
--------------------------------------	--	--

Y position	423	Width	5	Height	5
Layer	0 - Layer_0	Background color	0, 0, 0	Border color	24, 28, 49
Dynamizations\Vertical movement					
Tag - Cycle	"Doplňkove_funkce_DB.7_RightLeft-Value" -	Start range	0	End range	100
X position difference	0	Y position difference	-270		
Dynamizations\Visibility					
Tag - Cycle	"Generator_W_DB.Custom_sum_array" -	Data type	Range	Start range	7
End range	9	Visibility	Visible		

Ellipse_56

Type	Ellipse	Name	Ellipse_56	X position	365
Y position	423	Width	5	Height	5
Layer	0 - Layer_0	Background color	0, 0, 0	Border color	24, 28, 49
Dynamizations\Vertical movement					
Tag - Cycle	"Doplňkove_funkce_DB.7_LeftRight-Value" -	Start range	0	End range	100
X position difference	0	Y position difference	-270		
Dynamizations\Visibility					
Tag - Cycle	"Generator_W_DB.Custom_sum_array" -	Data type	Range	Start range	7
End range	9	Visibility	Visible		

Ellipse_57

Type	Ellipse	Name	Ellipse_57	X position	450
Y position	423	Width	5	Height	5
Layer	0 - Layer_0	Background color	0, 0, 0	Border color	24, 28, 49
Dynamizations\Vertical movement					
Tag - Cycle	"Generator_W_DB.CustomParamValues[8]" -	Start range	0	End range	100
X position difference	0	Y position difference	-270		
Dynamizations\Visibility					
Tag - Cycle	"Generator_W_DB.Custom_sum_array" -	Data type	Range	Start range	9
End range	9	Visibility	Visible		

--	--	--

Ellipse_58

Type	Ellipse	Name	Ellipse_58	X position	501
Y position	423	Width	5	Height	5
Layer	0 - Layer_0	Background color	0, 0, 0	Border color	24, 28, 49
Dynamizations\Vertical movement					
Tag - Cycle	"Generator_W_DB.CustomParamValues[17]" -	Start range	0	End range	100
X position difference	0	Y position difference	-270		
Dynamizations\Visibility					
Tag - Cycle	"Generator_W_DB.Custom_sum_array" -	Data type	Range	Start range	9
End range	9	Visibility	Visible		

Ellipse_59

Type	Ellipse	Name	Ellipse_59	X position	475
Y position	423	Width	5	Height	5
Layer	0 - Layer_0	Background color	0, 0, 0	Border color	24, 28, 49
Dynamizations\Vertical movement					
Tag - Cycle	"Doplukove_funkce_DB.9_MiddleValue" -	Start range	0	End range	100
X position difference	0	Y position difference	-270		
Dynamizations\Visibility					
Tag - Cycle	"Generator_W_DB.Custom_sum_array" -	Data type	Range	Start range	9
End range	9	Visibility	Visible		

Ellipse_60

Type	Ellipse	Name	Ellipse_60	X position	492
Y position	423	Width	5	Height	5
Layer	0 - Layer_0	Background color	0, 0, 0	Border color	24, 28, 49
Dynamizations\Vertical movement					
Tag - Cycle	"Doplukove_funkce_DB.9_RightRightValue" -	Start range	0	End range	100
X position difference	0	Y position difference	-270		

Dynamizations\Visibility

Tag - Cycle	"Generator_W_DB.Custom_sum_array"	Data type	Range	Start range	9
	-				
End range	9	Visibility	Visible		

Ellipse_61

Type	Ellipse	Name	Ellipse_61	X position	458
Y position	423	Width	5	Height	5
Layer	0 - Layer_0	Background color	0, 0, 0	Border color	24, 28, 49

Dynamizations\Vertical movement

Tag - Cycle	"Doplukove_funkce_DB.9_LeftLeftValue" -	Start range	0	End range	100
X position difference	0	Y position difference	-270		

Dynamizations\Visibility

Tag - Cycle	"Generator_W_DB.Custom_sum_array"	Data type	Range	Start range	9
	-				
End range	9	Visibility	Visible		

Ellipse_62

Type	Ellipse	Name	Ellipse_62	X position	484
Y position	423	Width	5	Height	5
Layer	0 - Layer_0	Background color	0, 0, 0	Border color	24, 28, 49

Dynamizations\Vertical movement

Tag - Cycle	"Doplukove_funkce_DB.9_RightLeftValue" -	Start range	0	End range	100
X position difference	0	Y position difference	-270		

Dynamizations\Visibility

Tag - Cycle	"Generator_W_DB.Custom_sum_array"	Data type	Range	Start range	9
	-				
End range	9	Visibility	Visible		

Ellipse_63

Type	Ellipse	Name	Ellipse_63	X position	467
Y position	423	Width	5	Height	5
Layer	0 - Layer_0	Background color	0, 0, 0	Border color	24, 28, 49

Dynamizations\Vertical movement

Tag - Cycle	"Doplnkove_funkce_DB.9_LeftRight-Value" -	Start range	0	End range	100
X position difference	0	Y position difference	-270		

Dynamizations\Visibility

Tag - Cycle	"Generator_W_DB.Custom_sum_array" -	Data type	Range	Start range	9
End range	9	Visibility	Visible		

I/O field_1

Type	I/O field	Name	I/O field_1	X position	55
Y position	428	Width	28	Height	18
Layer	0 - Layer_0	Mode	Output	Font	Tahoma, 16px, style=Bold

Dynamizations\Tag connection

Property name	Process value	Tag	"Generator_W_DB.CustomParamValues[18]"		
----------------------	---------------	------------	--	--	--

Dynamizations\Visibility

Tag - Cycle	"Generator_W_DB.Custom_sum_array" -	Data type	Range	Start range	1
End range	9	Visibility	Visible		

Line_2

Type	Line	Name	Line_2	X position	42
Y position	447	Width	51	Height	0
Layer	0 - Layer_0	Line width	1	Color	24, 28, 49
Background color	255, 255, 255				

Dynamizations\Visibility

Tag - Cycle	"Generator_W_DB.Custom_sum_array" -	Data type	Range	Start range	1
End range	9	Visibility	Visible		

Line_3

Type	Line	Name	Line_3	X position	93
Y position	442	Width	0	Height	10
Layer	0 - Layer_0	Line width	1	Color	24, 28, 49
Background color	255, 255, 255				

Dynamizations\Visibility

Tag - Cycle	"Generator_W_DB.Custom_sum_array"	Data type	Range	Start range	1
	-				
End range	9	Visibility	Visible		

Line_4

Type	Line	Name	Line_4	X position	42
Y position	442	Width	0	Height	10
Layer	0 - Layer_0	Line width	1	Color	24, 28, 49
Background color	255, 255, 255				

Dynamizations\Visibility

Tag - Cycle	"Generator_W_DB.Custom_sum_array"	Data type	Range	Start range	1
	-				
End range	9	Visibility	Visible		

Line_5

Type	Line	Name	Line_5	X position	94
Y position	447	Width	51	Height	0
Layer	0 - Layer_0	Line width	1	Color	24, 28, 49
Background color	255, 255, 255				

Dynamizations\Visibility

Tag - Cycle	"Generator_W_DB.Custom_sum_array"	Data type	Range	Start range	2
	-				
End range	9	Visibility	Visible		

Line_6

Type	Line	Name	Line_6	X position	145
Y position	442	Width	0	Height	10
Layer	0 - Layer_0	Line width	1	Color	24, 28, 49
Background color	255, 255, 255				

Dynamizations\Visibility

Tag - Cycle	"Generator_W_DB.Custom_sum_array"	Data type	Range	Start range	2
	-				
End range	9	Visibility	Visible		

Line_7

Type	Line	Name	Line_7	X position	146
Y position	447	Width	51	Height	0
Layer	0 - Layer_0	Line width	1	Color	24, 28, 49
Background color	255, 255, 255				
Dynamizations\Visibility					
Tag - Cycle	"Generator_W_DB.Custom_sum_array"	Data type	Range	Start range	3
	-				
End range	9	Visibility	Visible		

Line_8

Type	Line	Name	Line_8	X position	196
Y position	442	Width	0	Height	10
Layer	0 - Layer_0	Line width	1	Color	24, 28, 49
Background color	255, 255, 255				
Dynamizations\Visibility					
Tag - Cycle	"Generator_W_DB.Custom_sum_array"	Data type	Range	Start range	3
	-				
End range	9	Visibility	Visible		

Line_17

Type	Line	Name	Line_17	X position	197
Y position	447	Width	51	Height	0
Layer	0 - Layer_0	Line width	1	Color	24, 28, 49
Background color	255, 255, 255				
Dynamizations\Visibility					
Tag - Cycle	"Generator_W_DB.Custom_sum_array"	Data type	Range	Start range	4
	-				
End range	9	Visibility	Visible		

Line_18

Type	Line	Name	Line_18	X position	248
Y position	442	Width	0	Height	10
Layer	0 - Layer_0	Line width	1	Color	24, 28, 49
Background color	255, 255, 255				

Dynamizations\Visibility

Tag - Cycle	"Generator_W_DB.Custom_sum_array"	Data type	Range	Start range	4
	-				
End range	9	Visibility	Visible		

Line_19

Type	Line	Name	Line_19	X position	248
Y position	447	Width	51	Height	0
Layer	0 - Layer_0	Line width	1	Color	24, 28, 49
Background color	255, 255, 255				

Dynamizations\Visibility

Tag - Cycle	"Generator_W_DB.Custom_sum_array"	Data type	Range	Start range	5
	-				
End range	9	Visibility	Visible		

Line_20

Type	Line	Name	Line_20	X position	299
Y position	442	Width	0	Height	10
Layer	0 - Layer_0	Line width	1	Color	24, 28, 49
Background color	255, 255, 255				

Dynamizations\Visibility

Tag - Cycle	"Generator_W_DB.Custom_sum_array"	Data type	Range	Start range	5
	-				
End range	9	Visibility	Visible		

Line_21

Type	Line	Name	Line_21	X position	299
Y position	447	Width	51	Height	0
Layer	0 - Layer_0	Line width	1	Color	24, 28, 49
Background color	255, 255, 255				

Dynamizations\Visibility

Tag - Cycle	"Generator_W_DB.Custom_sum_array"	Data type	Range	Start range	6
	-				
End range	9	Visibility	Visible		

Line_22

Type	Line	Name	Line_22	X position	350
Y position	442	Width	0	Height	10
Layer	0 - Layer_0	Line width	1	Color	24, 28, 49
Background color	255, 255, 255				
Dynamizations\Visibility					
Tag - Cycle	"Generator_W_DB.Custom_sum_array"	Data type	Range	Start range	6
End range	9	Visibility	Visible		

Line_23

Type	Line	Name	Line_23	X position	350
Y position	447	Width	51	Height	0
Layer	0 - Layer_0	Line width	1	Color	24, 28, 49
Background color	255, 255, 255				
Dynamizations\Visibility					
Tag - Cycle	"Generator_W_DB.Custom_sum_array"	Data type	Range	Start range	7
End range	9	Visibility	Visible		

Line_24

Type	Line	Name	Line_24	X position	401
Y position	442	Width	0	Height	10
Layer	0 - Layer_0	Line width	1	Color	24, 28, 49
Background color	255, 255, 255				
Dynamizations\Visibility					
Tag - Cycle	"Generator_W_DB.Custom_sum_array"	Data type	Range	Start range	7
End range	9	Visibility	Visible		

Line_25

Type	Line	Name	Line_25	X position	401
Y position	447	Width	51	Height	0
Layer	0 - Layer_0	Line width	1	Color	24, 28, 49
Background color	255, 255, 255				

Dynamizations\Visibility

Tag - Cycle	"Generator_W_DB.Custom_sum_array"	Data type	Range	Start range	8
	-				
End range	9	Visibility	Visible		

Line_26

Type	Line	Name	Line_26	X position	452
Y position	442	Width	0	Height	10
Layer	0 - Layer_0	Line width	1	Color	24, 28, 49
Background color	255, 255, 255				

Dynamizations\Visibility

Tag - Cycle	"Generator_W_DB.Custom_sum_array"	Data type	Range	Start range	8
	-				
End range	9	Visibility	Visible		

Line_27

Type	Line	Name	Line_27	X position	452
Y position	447	Width	51	Height	0
Layer	0 - Layer_0	Line width	1	Color	24, 28, 49
Background color	255, 255, 255				

Dynamizations\Visibility

Tag - Cycle	"Generator_W_DB.Custom_sum_array"	Data type	Range	Start range	9
	-				
End range	9	Visibility	Visible		

Line_28

Type	Line	Name	Line_28	X position	503
Y position	442	Width	0	Height	10
Layer	0 - Layer_0	Line width	1	Color	24, 28, 49
Background color	255, 255, 255				

Dynamizations\Visibility

Tag - Cycle	"Generator_W_DB.Custom_sum_array"	Data type	Range	Start range	9
	-				
End range	9	Visibility	Visible		

I/O field_2

Type	I/O field	Name	I/O field_2	X position	107
Y position	428	Width	28	Height	18
Layer	0 - Layer_0	Mode	Input/output	Font	Tahoma, 16px, style=Bold

Dynamizations\Tag connection

Property name	Process value	Tag	"Generator_W_DB.CustomParamValues[19]"
---------------	---------------	-----	--

Dynamizations\Visibility

Tag - Cycle	"Generator_W_DB.Custom_sum_array"	Data type	Range	Start range	2
End range	9	Visibility	Visible		

I/O field_3

Type	I/O field	Name	I/O field_3	X position	158
Y position	428	Width	28	Height	18
Layer	0 - Layer_0	Mode	Output	Font	Tahoma, 16px, style=Bold

Dynamizations\Tag connection

Property name	Process value	Tag	"Generator_W_DB.CustomParamValues[20]"
---------------	---------------	-----	--

Dynamizations\Visibility

Tag - Cycle	"Generator_W_DB.Custom_sum_array"	Data type	Range	Start range	3
End range	9	Visibility	Visible		

I/O field_4

Type	I/O field	Name	I/O field_4	X position	209
Y position	428	Width	28	Height	18
Layer	0 - Layer_0	Mode	Input/output	Font	Tahoma, 16px, style=Bold

Dynamizations\Tag connection

Property name	Process value	Tag	"Generator_W_DB.CustomParamValues[21]"
---------------	---------------	-----	--

Dynamizations\Visibility

Tag - Cycle	"Generator_W_DB.Custom_sum_array"	Data type	Range	Start range	4
End range	9	Visibility	Visible		

I/O field_5

Type	I/O field	Name	I/O field_5	X position	260
Y position	428	Width	28	Height	18
Layer	0 - Layer_0	Mode	Input/output	Font	Tahoma, 16px, style=Bold

Dynamizations\Tag connection

Property name	Process value	Tag	"Generator_W_DB.CustomParamValues[22]"
---------------	---------------	-----	--

Dynamizations\Visibility

Tag - Cycle	"Generator_W_DB.Custom_sum_array"	Data type	Range	Start range	5
End range	9	Visibility	Visible		

I/O field_6

Type	I/O field	Name	I/O field_6	X position	311
Y position	428	Width	28	Height	18
Layer	0 - Layer_0	Mode	Input/output	Font	Tahoma, 16px, style=Bold

Dynamizations\Tag connection

Property name	Process value	Tag	"Generator_W_DB.CustomParamValues[23]"
---------------	---------------	-----	--

Dynamizations\Visibility

Tag - Cycle	"Generator_W_DB.Custom_sum_array"	Data type	Range	Start range	6
End range	9	Visibility	Visible		

I/O field_7

Type	I/O field	Name	I/O field_7	X position	362
Y position	428	Width	28	Height	18
Layer	0 - Layer_0	Mode	Input/output	Font	Tahoma, 16px, style=Bold

Dynamizations\Tag connection

Property name	Process value	Tag	"Generator_W_DB.CustomParamValues[24]"
---------------	---------------	-----	--

Dynamizations\Visibility

Tag - Cycle	"Generator_W_DB.Custom_sum_array"	Data type	Range	Start range	7
End range	9	Visibility	Visible		

I/O field_8

Type	I/O field	Name	I/O field_8	X position	412
Y position	428	Width	28	Height	18
Layer	0 - Layer_0	Mode	Input/output	Font	Tahoma, 16px, style=Bold

Dynamizations\Tag connection

Property name	Process value	Tag	"Generator_W_DB.CustomParamValues[25]"
---------------	---------------	-----	--

Dynamizations\Visibility

Tag - Cycle	"Generator_W_DB.Custom_sum_array"	Data type	Range	Start range	8
End range	9	Visibility	Visible		

I/O field_9

Type	I/O field	Name	I/O field_9	X position	463
Y position	428	Width	28	Height	18
Layer	0 - Layer_0	Mode	Input/output	Font	Tahoma, 16px, style=Bold

Dynamizations\Tag connection

Property name	Process value	Tag	"Generator_W_DB.CustomParamValues[26]"
---------------	---------------	-----	--

Dynamizations\Visibility

Tag - Cycle	"Generator_W_DB.Custom_sum_array"	Data type	Range	Start range	9
End range	9	Visibility	Visible		

Rectangle_6

Type	Rectangle	Name	Rectangle_6	X position	702
Y position	90	Width	45	Height	303
Layer	0 - Layer_0	Background color	217, 217, 217	Border color	24, 28, 49

Dynamizations\Visibility

Tag - Cycle	"Generator_W_DB.Custom_sum_array"	Data type	Range	Start range	1
End range	9	Visibility	Invisible		

Rectangle_8

Type	Rectangle	Name	Rectangle_8	X position	560
Y position	90	Width	55	Height	302

Totally Integrated Automation Portal		
--------------------------------------	--	--

Layer	0 - Layer_0	Background color	217, 217, 217	Border color	24, 28, 49
Dynamizations\Visibility					
Tag - Cycle	"Generator_W_DB.Custom_sum_array"	Data type	Range	Start range	1
End range	9	Visibility	Invisible		

Rectangle_9

Type	Rectangle	Name	Rectangle_9	X position	631
Y position	91	Width	55	Height	301
Layer	0 - Layer_0	Background color	217, 217, 217	Border color	24, 28, 49
Dynamizations\Visibility					
Tag - Cycle	"Generator_W_DB.Custom_sum_array"	Data type	Range	Start range	1
End range	9	Visibility	Invisible		

Rectangle_1

Type	Rectangle	Name	Rectangle_1	X position	0
Y position	0	Width	763	Height	480
Layer	0 - Layer_0	Background color	192, 192, 192	Border color	0, 0, 0

Rectangle_3

Type	Rectangle	Name	Rectangle_3	X position	1
Y position	1	Width	761	Height	478
Layer	0 - Layer_0	Background color	192, 192, 192	Border color	255, 255, 255

Rectangle_4

Type	Rectangle	Name	Rectangle_4	X position	3
Y position	3	Width	757	Height	474
Layer	0 - Layer_0	Background color	192, 192, 192	Border color	128, 128, 128

Rectangle_11

Type	Rectangle	Name	Rectangle_11	X position	4
Y position	4	Width	755	Height	472
Layer	0 - Layer_0	Background color	192, 192, 192	Border color	0, 0, 0

--	--	--

Rectangle_7

Type	Rectangle	Name	Rectangle_7	X position	702
Y position	11	Width	48	Height	44
Layer	0 - Layer_0	Background color	192, 192, 192	Border color	0, 0, 0

Rectangle_12

Type	Rectangle	Name	Rectangle_12	X position	703
Y position	12	Width	46	Height	42
Layer	0 - Layer_0	Background color	192, 192, 192	Border color	255, 255, 255

Rectangle_13

Type	Rectangle	Name	Rectangle_13	X position	705
Y position	14	Width	42	Height	38
Layer	0 - Layer_0	Background color	192, 192, 192	Border color	128, 128, 128

Rectangle_14

Type	Rectangle	Name	Rectangle_14	X position	706
Y position	15	Width	40	Height	36
Layer	0 - Layer_0	Background color	192, 192, 192	Border color	0, 0, 0

Rectangle_15

Type	Rectangle	Name	Rectangle_15	X position	557
Y position	408	Width	190	Height	59
Layer	0 - Layer_0	Background color	192, 192, 192	Border color	0, 0, 0

Rectangle_16

Type	Rectangle	Name	Rectangle_16	X position	558
Y position	409	Width	188	Height	57
Layer	0 - Layer_0	Background color	192, 192, 192	Border color	255, 255, 255

Rectangle_17

Type	Rectangle	Name	Rectangle_17	X position	560
Y position	411	Width	184	Height	53

Layer	0 - Layer_0	Background color	192, 192, 192	Border color	128, 128, 128
--------------	-------------	-------------------------	---------------	---------------------	---------------

Rectangle_18

Type	Rectangle	Name	Rectangle_18	X position	561
Y position	412	Width	182	Height	51
Layer	0 - Layer_0	Background color	192, 192, 192	Border color	0, 0, 0

Rectangle_19

Type	Rectangle	Name	Rectangle_19	X position	10
Y position	11	Width	539	Height	457
Layer	0 - Layer_0	Background color	192, 192, 192	Border color	0, 0, 0

Rectangle_20

Type	Rectangle	Name	Rectangle_20	X position	11
Y position	12	Width	537	Height	455
Layer	0 - Layer_0	Background color	192, 192, 192	Border color	255, 255, 255

Rectangle_21

Type	Rectangle	Name	Rectangle_21	X position	13
Y position	14	Width	533	Height	451
Layer	0 - Layer_0	Background color	192, 192, 192	Border color	128, 128, 128

Rectangle_22

Type	Rectangle	Name	Rectangle_22	X position	14
Y position	15	Width	531	Height	449
Layer	0 - Layer_0	Background color	192, 192, 192	Border color	0, 0, 0

Rectangle_2

Type	Rectangle	Name	Rectangle_2	X position	16
Y position	26	Width	25	Height	29
Layer	0 - Layer_0	Background color	255, 255, 255	Border color	24, 28, 49

Dynamizations\Visibility

Tag - Cycle	CTU_Labor_pid_Enablebit -	Data type	Range	Start range	1
End range	1	Visibility	Visible		

Text field_19

Type	Text field	Name	Text field_19	X position	17
Y position	31	Width	47	Height	23
Layer	0 - Layer_0	Font	Tahoma, 16px, style=Bold	Text	W
Dynamizations\Visibility					
Tag - Cycle	CTU_Labor_pid_Enablebit -	Data type	Range	Start range	1
End range	1	Visibility	Visible		

Rectangle_23

Type	Rectangle	Name	Rectangle_23	X position	564
Y position	92	Width	47	Height	13
Layer	0 - Layer_0	Background color	217, 217, 217	Border color	24, 28, 49
Dynamizations\Visibility					
Tag - Cycle	CTU_Labor_pid_Enablebit -	Data type	Range	Start range	1
End range	1	Visibility	Visible		

Text field_20

Type	Text field	Name	Text field_20	X position	568
Y position	87	Width	41	Height	20
Layer	0 - Layer_0	Font	Tahoma, 13px	Text	A [°C]
Dynamizations\Visibility					
Tag - Cycle	CTU_Labor_pid_Enablebit -	Data type	Range	Start range	1
End range	1	Visibility	Visible		

Rectangle_24

Type	Rectangle	Name	Rectangle_24	X position	634
Y position	92	Width	49	Height	13
Layer	0 - Layer_0	Background color	217, 217, 217	Border color	24, 28, 49
Dynamizations\Visibility					
Tag - Cycle	CTU_Labor_pid_Enablebit -	Data type	Range	Start range	1
End range	1	Visibility	Visible		

Text field_21

Type	Text field	Name	Text field_21	X position	637
Y position	87	Width	40	Height	20

Layer	0 - Layer_0	Font	Tahoma, 13px	Text	B [°C]
Dynamizations\Visibility					
Tag - Cycle	CTU_Labor_pid_Enablebit -	Data type	Range	Start range	1
End range	1	Visibility	Visible		

Line_29

Type	Line	Name	Line_29	X position	43
Y position	156	Width	460	Height	0
Layer	0 - Layer_0	Line width	1	Color	150, 150, 150
Background color	255, 255, 255				

Text field_1

Type	Text field	Name	Text field_1	X position	9
Y position	144	Width	42	Height	22
Layer	0 - Layer_0	Font	Tahoma, 15px, style=Bold	Text	100

Line_30

Type	Line	Name	Line_30	X position	43
Y position	291	Width	460	Height	0
Layer	0 - Layer_0	Line width	1	Color	150, 150, 150
Background color	255, 255, 255				

Line_31

Type	Line	Name	Line_31	X position	43
Y position	223	Width	460	Height	0
Layer	0 - Layer_0	Line width	1	Color	150, 150, 150
Background color	255, 255, 255				

Line_32

Type	Line	Name	Line_32	X position	43
Y position	358	Width	460	Height	0
Layer	0 - Layer_0	Line width	1	Color	150, 150, 150
Background color	255, 255, 255				

Text field_2

Type	Text field	Name	Text field_2	X position	15
Y position	213	Width	42	Height	22
Layer	0 - Layer_0	Font	Tahoma, 15px, style=Bold	Text	75

Text field_3

Type	Text field	Name	Text field_3	X position	15
Y position	281	Width	42	Height	22
Layer	0 - Layer_0	Font	Tahoma, 15px, style=Bold	Text	50

Text field_4

Type	Text field	Name	Text field_4	X position	15
Y position	348	Width	42	Height	22
Layer	0 - Layer_0	Font	Tahoma, 15px, style=Bold	Text	25

Text field_5

Type	Text field	Name	Text field_5	X position	43
Y position	60	Width	18	Height	23
Layer	0 - Layer_0	Font	Tahoma, 16px, style=Bold	Text	A

Dynamizations\Visibility

Tag - Cycle	"Generator_W_DB.Custom_active_array" -	Data type	Range	Start range	1
End range	1	Visibility	Visible		

Text field_6

Type	Text field	Name	Text field_6	X position	79
Y position	60	Width	17	Height	23
Layer	0 - Layer_0	Font	Tahoma, 16px, style=Bold	Text	B

Dynamizations\Visibility

Tag - Cycle	"Generator_W_DB.Custom_active_array" -	Data type	Range	Start range	1
End range	1	Visibility	Visible		

Text field_7

Type	Text field	Name	Text field_7	X position	95
Y position	60	Width	18	Height	23
Layer	0 - Layer_0	Font	Tahoma, 16px, style=Bold	Text	A
Dynamizations\Visibility					
Tag - Cycle	"Generator_W_DB.Custom_active_array" -	Data type	Range	Start range	2
End range	2	Visibility	Visible		

Text field_8

Type	Text field	Name	Text field_8	X position	129
Y position	60	Width	17	Height	23
Layer	0 - Layer_0	Font	Tahoma, 16px, style=Bold	Text	B
Dynamizations\Visibility					
Tag - Cycle	"Generator_W_DB.Custom_active_array" -	Data type	Range	Start range	2
End range	2	Visibility	Visible		

Text field_9

Type	Text field	Name	Text field_9	X position	147
Y position	60	Width	18	Height	23
Layer	0 - Layer_0	Font	Tahoma, 16px, style=Bold	Text	A
Dynamizations\Visibility					
Tag - Cycle	"Generator_W_DB.Custom_active_array" -	Data type	Range	Start range	3
End range	3	Visibility	Visible		

Text field_10

Type	Text field	Name	Text field_10	X position	181
Y position	60	Width	17	Height	23
Layer	0 - Layer_0	Font	Tahoma, 16px, style=Bold	Text	B
Dynamizations\Visibility					
Tag - Cycle	"Generator_W_DB.Custom_active_array" -	Data type	Range	Start range	3
End range	3	Visibility	Visible		

Text field_11

Type	Text field	Name	Text field_11	X position	197
Y position	59	Width	18	Height	23
Layer	0 - Layer_0	Font	Tahoma, 16px, style=Bold	Text	A
Dynamizations\Visibility					
Tag - Cycle	"Generator_W_DB.Custom_active_array" -	Data type	Range	Start range	4
End range	4	Visibility	Visible		

Text field_12

Type	Text field	Name	Text field_12	X position	232
Y position	60	Width	17	Height	23
Layer	0 - Layer_0	Font	Tahoma, 16px, style=Bold	Text	B
Dynamizations\Visibility					
Tag - Cycle	"Generator_W_DB.Custom_active_array" -	Data type	Range	Start range	4
End range	4	Visibility	Visible		

Text field_13

Type	Text field	Name	Text field_13	X position	248
Y position	60	Width	18	Height	23
Layer	0 - Layer_0	Font	Tahoma, 16px, style=Bold	Text	A
Dynamizations\Visibility					
Tag - Cycle	"Generator_W_DB.Custom_active_array" -	Data type	Range	Start range	5
End range	5	Visibility	Visible		

Text field_14

Type	Text field	Name	Text field_14	X position	283
Y position	60	Width	17	Height	23
Layer	0 - Layer_0	Font	Tahoma, 16px, style=Bold	Text	B
Dynamizations\Visibility					
Tag - Cycle	"Generator_W_DB.Custom_active_array" -	Data type	Range	Start range	5
End range	5	Visibility	Visible		

Text field_15

Type	Text field	Name	Text field_15	X position	299
Y position	60	Width	18	Height	23
Layer	0 - Layer_0	Font	Tahoma, 16px, style=Bold	Text	A
Dynamizations\Visibility					
Tag - Cycle	"Generator_W_DB.Custom_active_array" -	Data type	Range	Start range	6
End range	6	Visibility	Visible		

Text field_16

Type	Text field	Name	Text field_16	X position	334
Y position	60	Width	17	Height	23
Layer	0 - Layer_0	Font	Tahoma, 16px, style=Bold	Text	B
Dynamizations\Visibility					
Tag - Cycle	"Generator_W_DB.Custom_active_array" -	Data type	Range	Start range	6
End range	6	Visibility	Visible		

Text field_17

Type	Text field	Name	Text field_17	X position	351
Y position	60	Width	18	Height	23
Layer	0 - Layer_0	Font	Tahoma, 16px, style=Bold	Text	A
Dynamizations\Visibility					
Tag - Cycle	"Generator_W_DB.Custom_active_array" -	Data type	Range	Start range	7
End range	7	Visibility	Visible		

Text field_18

Type	Text field	Name	Text field_18	X position	384
Y position	60	Width	17	Height	23
Layer	0 - Layer_0	Font	Tahoma, 16px, style=Bold	Text	B
Dynamizations\Visibility					
Tag - Cycle	"Generator_W_DB.Custom_active_array" -	Data type	Range	Start range	7
End range	7	Visibility	Visible		

Text field_22

Type	Text field	Name	Text field_22	X position	402
Y position	60	Width	18	Height	23
Layer	0 - Layer_0	Font	Tahoma, 16px, style=Bold	Text	A
Dynamizations\Visibility					
Tag - Cycle	"Generator_W_DB.Custom_active_array" -	Data type	Range	Start range	8
End range	8	Visibility	Visible		

Text field_23

Type	Text field	Name	Text field_23	X position	436
Y position	60	Width	17	Height	23
Layer	0 - Layer_0	Font	Tahoma, 16px, style=Bold	Text	B
Dynamizations\Visibility					
Tag - Cycle	"Generator_W_DB.Custom_active_array" -	Data type	Range	Start range	8
End range	8	Visibility	Visible		

Text field_24

Type	Text field	Name	Text field_24	X position	452
Y position	60	Width	18	Height	23
Layer	0 - Layer_0	Font	Tahoma, 16px, style=Bold	Text	A
Dynamizations\Visibility					
Tag - Cycle	"Generator_W_DB.Custom_active_array" -	Data type	Range	Start range	9
End range	9	Visibility	Visible		

Text field_25

Type	Text field	Name	Text field_25	X position	487
Y position	60	Width	17	Height	23
Layer	0 - Layer_0	Font	Tahoma, 16px, style=Bold	Text	B
Dynamizations\Visibility					
Tag - Cycle	"Generator_W_DB.Custom_active_array" -	Data type	Range	Start range	9
End range	9	Visibility	Visible		

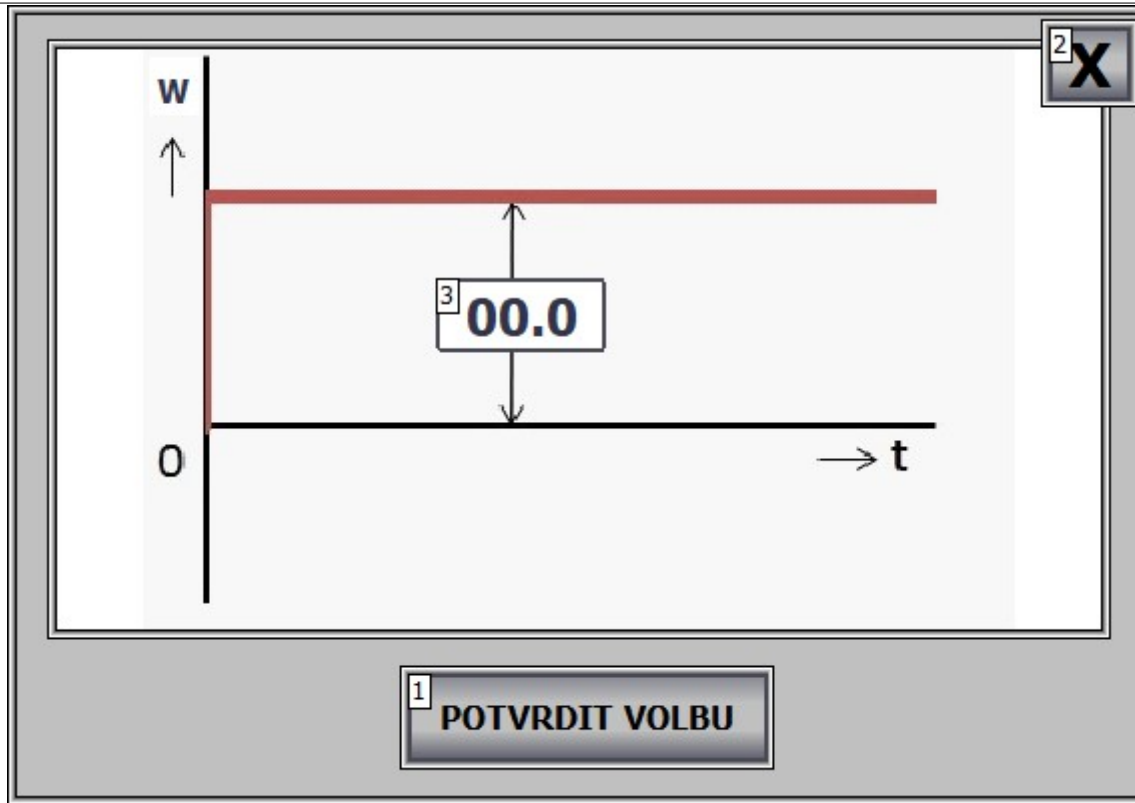
Rectangle_10

Type	Rectangle	Name	Rectangle_10	X position	45
Y position	64	Width	477	Height	16
Layer	0 - Layer_0	Background color	255, 255, 255	Border color	24, 28, 49
Dynamizations\Visibility					
Tag - Cycle	"Generator_W_DB.Custom_sum_array"	Data type	Range	Start range	1
End range	9	Visibility	Invisible		

CTU_POPUP

Generator_konst

Hardcopy of Generator_konst



Name	Generator_konst	Width	574	Height	400
Active layer	0				

Rectangle_16

Type	Rectangle	Name	Rectangle_16	X position	0
------	-----------	------	--------------	------------	---

Y position	0	Width	573	Height	399
Layer	0 - Layer_0	Background color	192, 192, 192	Border color	0, 0, 0

Rectangle_102

Type	Rectangle	Name	Rectangle_102	X position	1
Y position	1	Width	571	Height	397
Layer	0 - Layer_0	Background color	192, 192, 192	Border color	255, 255, 255

Rectangle_103

Type	Rectangle	Name	Rectangle_103	X position	3
Y position	3	Width	567	Height	393
Layer	0 - Layer_0	Background color	192, 192, 192	Border color	128, 128, 128

Rectangle_104

Type	Rectangle	Name	Rectangle_104	X position	4
Y position	4	Width	565	Height	391
Layer	0 - Layer_0	Background color	192, 192, 192	Border color	0, 0, 0

Rectangle_1

Type	Rectangle	Name	Rectangle_1	X position	20
Y position	17	Width	531	Height	299
Layer	0 - Layer_0	Background color	192, 192, 192	Border color	0, 0, 0

Rectangle_2

Type	Rectangle	Name	Rectangle_2	X position	21
Y position	18	Width	529	Height	297
Layer	0 - Layer_0	Background color	192, 192, 192	Border color	255, 255, 255

Rectangle_3

Type	Rectangle	Name	Rectangle_3	X position	23
Y position	20	Width	525	Height	293
Layer	0 - Layer_0	Background color	192, 192, 192	Border color	128, 128, 128

Rectangle_4

Type	Rectangle	Name	Rectangle_4	X position	24
Y position	21	Width	523	Height	291
Layer	0 - Layer_0	Background color	192, 192, 192	Border color	0, 0, 0

Rectangle_6

Type	Rectangle	Name	Rectangle_6	X position	196
Y position	329	Width	187	Height	52
Layer	0 - Layer_0	Background color	192, 192, 192	Border color	0, 0, 0

Rectangle_7

Type	Rectangle	Name	Rectangle_7	X position	197
Y position	330	Width	185	Height	50
Layer	0 - Layer_0	Background color	192, 192, 192	Border color	255, 255, 255

Rectangle_8

Type	Rectangle	Name	Rectangle_8	X position	199
Y position	332	Width	181	Height	46
Layer	0 - Layer_0	Background color	192, 192, 192	Border color	128, 128, 128

Rectangle_9

Type	Rectangle	Name	Rectangle_9	X position	200
Y position	333	Width	179	Height	44
Layer	0 - Layer_0	Background color	192, 192, 192	Border color	0, 0, 0

Button_1

Type	Button	Name	Button_1	X position	200
Y position	333	Width	180	Height	44
Mode	Text	Text OFF	POTVRDIT VOLBU	Text ON	POTVRDIT VOLBU

Dynamizations\Event

Event name	Click
------------	-------

Function list\ShowPopupScreen

Name of the screen	Generator_konst	X coordinate	0	Y coordinate	0
Display mode	Off	Animation	Off	Animation speed	Medium

Function list\SetTag

Tag	CTU_Generator_W_volba	Value	1
------------	-----------------------	--------------	---

Function list\SetBit

Tag	Generator_W_DB.Custom_HistoryUpload
------------	-------------------------------------

Graphic view_1

Type	Graphic view	Name	Graphic view_1	X position	68
Y position	22	Width	436	Height	289
Layer	0 - Layer_0	Graphic	content_UC2_6180_obr1_jpg	Fit graphic to size	Stretch graphic

Rectangle_5

Type	Rectangle	Name	Rectangle_5	X position	25
Y position	22	Width	43	Height	289
Layer	0 - Layer_0	Background color	255, 255, 255	Border color	24, 28, 49

Rectangle_14

Type	Rectangle	Name	Rectangle_14	X position	503
Y position	22	Width	43	Height	289
Layer	0 - Layer_0	Background color	255, 255, 255	Border color	24, 28, 49

Rectangle_10

Type	Rectangle	Name	Rectangle_10	X position	516
Y position	7	Width	49	Height	44
Layer	0 - Layer_0	Background color	192, 192, 192	Border color	0, 0, 0

Rectangle_11

Type	Rectangle	Name	Rectangle_11	X position	517
Y position	8	Width	47	Height	42

Layer	0 - Layer_0	Background color	192, 192, 192	Border color	255, 255, 255
--------------	-------------	-------------------------	---------------	---------------------	---------------

Rectangle_12

Type	Rectangle	Name	Rectangle_12	X position	519
Y position	10	Width	43	Height	38
Layer	0 - Layer_0	Background color	192, 192, 192	Border color	128, 128, 128

Rectangle_13

Type	Rectangle	Name	Rectangle_13	X position	520
Y position	11	Width	41	Height	36
Layer	0 - Layer_0	Background color	192, 192, 192	Border color	0, 0, 0

Button_2

Type	Button	Name	Button_2	X position	520
Y position	11	Width	41	Height	37
Mode	Text	Text OFF	X	Text ON	X

Dynamizations\Event

Event name	Click
-------------------	-------

Function list\ShowPopupScreen

Name of the screen	Generator_konst	X coordinate	0	Y coordinate	0
Display mode	Off	Animation	Off	Animation speed	Medium

I/O field_2

Type	I/O field	Name	I/O field_2	X position	214
Y position	136	Width	85	Height	37
Layer	0 - Layer_0	Mode	Input/output	Font	Tahoma, 25px, style=Bold

Dynamizations\Tag connection

Property name	Process value	Tag	Generator_W_Constant_b
----------------------	---------------	------------	------------------------

Rectangle_15

Type	Rectangle	Name	Rectangle_15	X position	71
Y position	26	Width	25	Height	29
Layer	0 - Layer_0	Background color	255, 255, 255	Border color	24, 28, 49

Dynamizations\Visibility

Tag - Cycle	CTU_Labor_pid_Enablebit -	Data type	Range	Start range	1
End range	1	Visibility	Visible		

Text field_19

Type	Text field	Name	Text field_19	X position	72
Y position	31	Width	47	Height	23
Layer	0 - Layer_0	Font	Tahoma, 16px, style=Bold	Text	W

Dynamizations\Visibility

Tag - Cycle	CTU_Labor_pid_Enablebit -	Data type	Range	Start range	1
End range	1	Visibility	Visible		

CTU_POPUP

Generator_MENU

Hardcopy of Generator_MENU

The screenshot displays a menu for selecting a waveform type. It contains four panels, each with a graph of a waveform on a coordinate system where the vertical axis is labeled 'w' and the horizontal axis is labeled 't'. The origin is marked '0'.

- 1 Harmonický:** Shows a sine wave oscillating around a dashed horizontal center line.
- 2 Konstanta:** Shows a constant horizontal line above the zero axis.
- 3 Obdelník:** Shows a square wave alternating between a positive and a negative constant value.
- 4 Vlastní:** Shows a custom trapezoidal waveform with a rising ramp, a flat top, a falling ramp, and a zero baseline. Dimension lines indicate the slopes and levels.

A close button with a black 'X' and the number '5' is located in the top right corner of the menu frame.

Name	Generator_MENU	Width	718	Height	415
Active layer	0				

Dynamizations\Event

Event name	Loaded
------------	--------

Function list\ResetBit

Tag Generator_W_DB.Custom_HistoryUpload

Rectangle_16

Type	Rectangle	Name	Rectangle_16	X position	0
Y position	0	Width	717	Height	414
Layer	0 - Layer_0	Background color	192, 192, 192	Border color	0, 0, 0

Rectangle_102

Type	Rectangle	Name	Rectangle_102	X position	1
Y position	1	Width	715	Height	412
Layer	0 - Layer_0	Background color	192, 192, 192	Border color	255, 255, 255

Rectangle_103

Type	Rectangle	Name	Rectangle_103	X position	3
Y position	3	Width	711	Height	408
Layer	0 - Layer_0	Background color	192, 192, 192	Border color	128, 128, 128

Rectangle_104

Type	Rectangle	Name	Rectangle_104	X position	4
Y position	4	Width	709	Height	406
Layer	0 - Layer_0	Background color	192, 192, 192	Border color	0, 0, 0

Rectangle_1

Type	Rectangle	Name	Rectangle_1	X position	27
Y position	24	Width	319	Height	179
Layer	0 - Layer_0	Background color	192, 192, 192	Border color	0, 0, 0

Rectangle_2

Type	Rectangle	Name	Rectangle_2	X position	28
Y position	25	Width	317	Height	177
Layer	0 - Layer_0	Background color	192, 192, 192	Border color	255, 255, 255

Rectangle_3

Type	Rectangle	Name	Rectangle_3	X position	30
Y position	27	Width	313	Height	173
Layer	0 - Layer_0	Background color	192, 192, 192	Border color	128, 128, 128

Rectangle_4

Type	Rectangle	Name	Rectangle_4	X position	31
Y position	28	Width	311	Height	171
Layer	0 - Layer_0	Background color	192, 192, 192	Border color	0, 0, 0

Button_4

Type	Button	Name	Button_4	X position	32
Y position	29	Width	309	Height	169
Mode	Graphics and text	Text OFF	Harmonický	Text ON	

Dynamizations\Event

Event name	Click
------------	-------

Function list\ShowPopupScreen

Name of the screen	Generator_sinus	X coordinate	100	Y coordinate	40
Display mode	On	Animation	Off	Animation speed	Medium

Rectangle_5

Type	Rectangle	Name	Rectangle_5	X position	364
Y position	25	Width	319	Height	179
Layer	0 - Layer_0	Background color	192, 192, 192	Border color	0, 0, 0

Rectangle_6

Type	Rectangle	Name	Rectangle_6	X position	365
Y position	26	Width	317	Height	177
Layer	0 - Layer_0	Background color	192, 192, 192	Border color	255, 255, 255

Rectangle_7

Type	Rectangle	Name	Rectangle_7	X position	367
------	-----------	------	-------------	------------	-----

Totally Integrated Automation Portal		
--------------------------------------	--	--

Y position	28	Width	313	Height	173
Layer	0 - Layer_0	Background color	192, 192, 192	Border color	128, 128, 128

Rectangle_8

Type	Rectangle	Name	Rectangle_8	X position	368
Y position	29	Width	311	Height	171
Layer	0 - Layer_0	Background color	192, 192, 192	Border color	0, 0, 0

Button_2

Type	Button	Name	Button_2	X position	369
Y position	30	Width	309	Height	169
Mode	Graphics and text	Text OFF	Konstanta	Text ON	

Dynamizations\Event

Event name	Click
-------------------	-------

Function list\ShowPopupScreen

Name of the screen	Generator_konst	X coordinate	100	Y coordinate	40
Display mode	On	Animation	Off	Animation speed	Medium

Rectangle_9

Type	Rectangle	Name	Rectangle_9	X position	27
Y position	215	Width	319	Height	179
Layer	0 - Layer_0	Background color	192, 192, 192	Border color	0, 0, 0

Rectangle_14

Type	Rectangle	Name	Rectangle_14	X position	28
Y position	216	Width	317	Height	177
Layer	0 - Layer_0	Background color	192, 192, 192	Border color	255, 255, 255

Rectangle_15

Type	Rectangle	Name	Rectangle_15	X position	30
Y position	218	Width	313	Height	173
Layer	0 - Layer_0	Background color	192, 192, 192	Border color	128, 128, 128

--	--	--

Rectangle_17

Type	Rectangle	Name	Rectangle_17	X position	31
Y position	219	Width	311	Height	171
Layer	0 - Layer_0	Background color	192, 192, 192	Border color	0, 0, 0

Button_1

Type	Button	Name	Button_1	X position	32
Y position	220	Width	309	Height	169
Mode	Graphics and text	Text OFF	Obdelnik	Text ON	

Dynamizations\Event

Event name	Click
------------	-------

Function list\ShowPopupScreen

Name of the screen	Generator_obdelnik	X coordinate	100	Y coordinate	40
Display mode	On	Animation	Off	Animation speed	Medium

Rectangle_18

Type	Rectangle	Name	Rectangle_18	X position	364
Y position	216	Width	319	Height	179
Layer	0 - Layer_0	Background color	192, 192, 192	Border color	0, 0, 0

Rectangle_19

Type	Rectangle	Name	Rectangle_19	X position	365
Y position	217	Width	317	Height	177
Layer	0 - Layer_0	Background color	192, 192, 192	Border color	255, 255, 255

Rectangle_20

Type	Rectangle	Name	Rectangle_20	X position	367
Y position	219	Width	313	Height	173
Layer	0 - Layer_0	Background color	192, 192, 192	Border color	128, 128, 128

Rectangle_21

Type	Rectangle	Name	Rectangle_21	X position	368
------	-----------	------	--------------	------------	-----

Totally Integrated Automation Portal		
--------------------------------------	--	--

Y position	220	Width	311	Height	171
Layer	0 - Layer_0	Background color	192, 192, 192	Border color	0, 0, 0

Button_3

Type	Button	Name	Button_3	X position	369
Y position	221	Width	309	Height	169
Mode	Graphics and text	Text OFF	Vlastní	Text ON	

Dynamizations\Event

Event name	Click
------------	-------

Function list\ShowPopupScreen

Name of the screen	Generator_custom	X coordinate	18	Y coordinate	0
Display mode	On	Animation	Off	Animation speed	Medium

Rectangle_10

Type	Rectangle	Name	Rectangle_10	X position	661
Y position	7	Width	49	Height	44
Layer	0 - Layer_0	Background color	192, 192, 192	Border color	0, 0, 0

Rectangle_11

Type	Rectangle	Name	Rectangle_11	X position	662
Y position	8	Width	47	Height	42
Layer	0 - Layer_0	Background color	192, 192, 192	Border color	255, 255, 255

Rectangle_12

Type	Rectangle	Name	Rectangle_12	X position	664
Y position	10	Width	43	Height	38
Layer	0 - Layer_0	Background color	192, 192, 192	Border color	128, 128, 128

Rectangle_13

Type	Rectangle	Name	Rectangle_13	X position	665
Y position	11	Width	41	Height	36
Layer	0 - Layer_0	Background color	192, 192, 192	Border color	0, 0, 0

--	--	--

Button_5

Type	Button	Name	Button_5	X position	665
Y position	11	Width	42	Height	36
Mode	Text	Text OFF	X	Text ON	

Dynamizations\Event

Event name	Click
------------	-------

Function list\ShowPopupScreen

Name of the screen	Generator_MENU	X coordinate	0	Y coordinate	0
Display mode	Off	Animation	Off	Animation speed	Medium

Rectangle_22

Type	Rectangle	Name	Rectangle_22	X position	44
Y position	42	Width	14	Height	17
Layer	0 - Layer_0	Background color	255, 255, 255	Border color	24, 28, 49

Dynamizations\Visibility

Tag - Cycle	CTU_Labor_pid_Enablebit -	Data type	Range	Start range	1
End range	1	Visibility	Visible		

Text field_19

Type	Text field	Name	Text field_19	X position	42
Y position	44	Width	35	Height	17
Layer	0 - Layer_0	Font	Tahoma, 11px, style=Bold	Text	W

Dynamizations\Visibility

Tag - Cycle	CTU_Labor_pid_Enablebit -	Data type	Range	Start range	1
End range	1	Visibility	Visible		

Rectangle_23

Type	Rectangle	Name	Rectangle_23	X position	383
Y position	42	Width	14	Height	17
Layer	0 - Layer_0	Background color	255, 255, 255	Border color	24, 28, 49

Dynamizations\Visibility

Tag - Cycle	CTU_Labor_pid_Enablebit -	Data type	Range	Start range	1
End range	1	Visibility	Visible		

Text field_1

Type	Text field	Name	Text field_1	X position	381
Y position	44	Width	35	Height	17
Layer	0 - Layer_0	Font	Tahoma, 11px, style=Bold	Text	W
Dynamizations\Visibility					
Tag - Cycle	CTU_Labor_pid_Enablebit -	Data type	Range	Start range	1
End range	1	Visibility	Visible		

Rectangle_24

Type	Rectangle	Name	Rectangle_24	X position	44
Y position	235	Width	14	Height	17
Layer	0 - Layer_0	Background color	255, 255, 255	Border color	24, 28, 49
Dynamizations\Visibility					
Tag - Cycle	CTU_Labor_pid_Enablebit -	Data type	Range	Start range	1
End range	1	Visibility	Visible		

Text field_2

Type	Text field	Name	Text field_2	X position	43
Y position	237	Width	35	Height	17
Layer	0 - Layer_0	Font	Tahoma, 11px, style=Bold	Text	W
Dynamizations\Visibility					
Tag - Cycle	CTU_Labor_pid_Enablebit -	Data type	Range	Start range	1
End range	1	Visibility	Visible		

Rectangle_25

Type	Rectangle	Name	Rectangle_25	X position	383
Y position	233	Width	14	Height	17
Layer	0 - Layer_0	Background color	255, 255, 255	Border color	24, 28, 49
Dynamizations\Visibility					
Tag - Cycle	CTU_Labor_pid_Enablebit -	Data type	Range	Start range	1
End range	1	Visibility	Visible		

Text field_3

Type	Text field	Name	Text field_3	X position	381
Y position	233	Width	35	Height	17

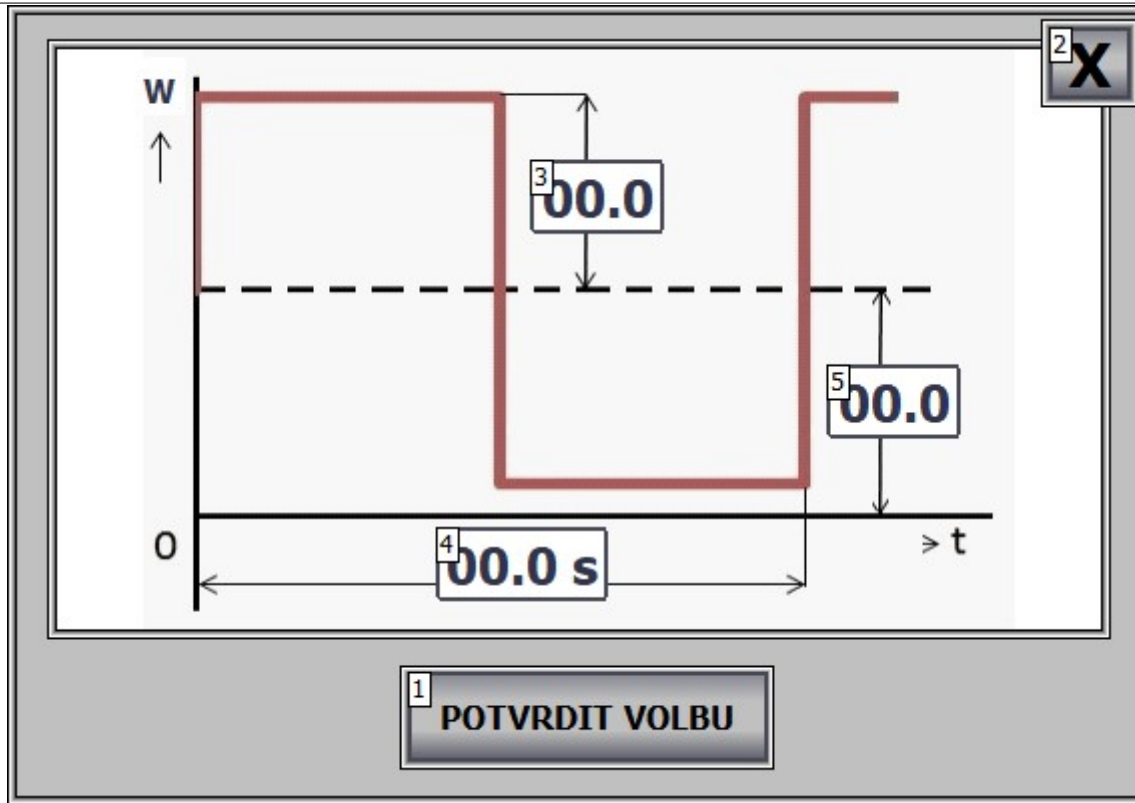
Totally Integrated
Automation Portal

Layer	0 - Layer_0	Font	Tahoma, 11px, style=Bold	Text	W
Dynamizations\Visibility					
Tag - Cycle	CTU_Labor_pid_Enablebit -	Data type	Range	Start range	1
End range	1	Visibility	Visible		

CTU_POPUP

Generator_obdelnik

Hardcopy of Generator_obdelnik



Name	Generator_obdelnik	Width	574	Height	400
Active layer	0				

Rectangle_16

Type	Rectangle	Name	Rectangle_16	X position	0
------	-----------	------	--------------	------------	---

Y position	0	Width	573	Height	399
Layer	0 - Layer_0	Background color	192, 192, 192	Border color	0, 0, 0

Rectangle_102

Type	Rectangle	Name	Rectangle_102	X position	1
Y position	1	Width	571	Height	397
Layer	0 - Layer_0	Background color	192, 192, 192	Border color	255, 255, 255

Rectangle_103

Type	Rectangle	Name	Rectangle_103	X position	3
Y position	3	Width	567	Height	393
Layer	0 - Layer_0	Background color	192, 192, 192	Border color	128, 128, 128

Rectangle_104

Type	Rectangle	Name	Rectangle_104	X position	4
Y position	4	Width	565	Height	391
Layer	0 - Layer_0	Background color	192, 192, 192	Border color	0, 0, 0

Rectangle_1

Type	Rectangle	Name	Rectangle_1	X position	20
Y position	17	Width	531	Height	299
Layer	0 - Layer_0	Background color	192, 192, 192	Border color	0, 0, 0

Rectangle_2

Type	Rectangle	Name	Rectangle_2	X position	21
Y position	18	Width	529	Height	297
Layer	0 - Layer_0	Background color	192, 192, 192	Border color	255, 255, 255

Rectangle_3

Type	Rectangle	Name	Rectangle_3	X position	23
Y position	20	Width	525	Height	293
Layer	0 - Layer_0	Background color	192, 192, 192	Border color	128, 128, 128

Rectangle_4

Type	Rectangle	Name	Rectangle_4	X position	24
Y position	21	Width	523	Height	291
Layer	0 - Layer_0	Background color	192, 192, 192	Border color	0, 0, 0

Graphic view_1

Type	Graphic view	Name	Graphic view_1	X position	65
Y position	22	Width	441	Height	289
Layer	0 - Layer_0	Graphic	content_Casovy_prubeh_stridave_periodicke_neharmonicke_veliciny_2	Fit graphic to size	Stretch graphic

Rectangle_6

Type	Rectangle	Name	Rectangle_6	X position	196
Y position	329	Width	187	Height	52
Layer	0 - Layer_0	Background color	192, 192, 192	Border color	0, 0, 0

Rectangle_7

Type	Rectangle	Name	Rectangle_7	X position	197
Y position	330	Width	185	Height	50
Layer	0 - Layer_0	Background color	192, 192, 192	Border color	255, 255, 255

Rectangle_8

Type	Rectangle	Name	Rectangle_8	X position	199
Y position	332	Width	181	Height	46
Layer	0 - Layer_0	Background color	192, 192, 192	Border color	128, 128, 128

Rectangle_9

Type	Rectangle	Name	Rectangle_9	X position	200
Y position	333	Width	179	Height	44
Layer	0 - Layer_0	Background color	192, 192, 192	Border color	0, 0, 0

Button_1

Type	Button	Name	Button_1	X position	200
------	--------	------	----------	------------	-----

Y position	332	Width	180	Height	45
Mode	Text	Text OFF	POTVRDIT VOLBU	Text ON	POTVRDIT VOLBU

Dynamizations\Event

Event name	Click
-------------------	-------

Function list\ShowPopupScreen

Name of the screen	Generator_obdelnik	X coordinate	0	Y coordinate	0
Display mode	Off	Animation	Off	Animation speed	Medium

Function list\SetTag

Tag	CTU_Generator_W_volba	Value	3
------------	-----------------------	--------------	---

Function list\SetBit

Tag	Generator_W_DB.Custom_HistoryUpload
------------	-------------------------------------

Rectangle_5

Type	Rectangle	Name	Rectangle_5	X position	25
Y position	22	Width	43	Height	289
Layer	0 - Layer_0	Background color	255, 255, 255	Border color	24, 28, 49

Rectangle_14

Type	Rectangle	Name	Rectangle_14	X position	503
Y position	22	Width	43	Height	289
Layer	0 - Layer_0	Background color	255, 255, 255	Border color	24, 28, 49

Rectangle_10

Type	Rectangle	Name	Rectangle_10	X position	516
Y position	7	Width	49	Height	44
Layer	0 - Layer_0	Background color	192, 192, 192	Border color	0, 0, 0

Rectangle_11

Type	Rectangle	Name	Rectangle_11	X position	517
Y position	8	Width	47	Height	42

Layer	0 - Layer_0	Background color	192, 192, 192	Border color	255, 255, 255
-------	-------------	------------------	---------------	--------------	---------------

Rectangle_12

Type	Rectangle	Name	Rectangle_12	X position	519
Y position	10	Width	43	Height	38
Layer	0 - Layer_0	Background color	192, 192, 192	Border color	128, 128, 128

Rectangle_13

Type	Rectangle	Name	Rectangle_13	X position	520
Y position	11	Width	41	Height	36
Layer	0 - Layer_0	Background color	192, 192, 192	Border color	0, 0, 0

Button_2

Type	Button	Name	Button_2	X position	520
Y position	11	Width	41	Height	36
Mode	Text	Text OFF	X	Text ON	X

Dynamizations\Event

Event name	Click
------------	-------

Function list\ShowPopupScreen

Name of the screen	Generator_obdelnik	X coordinate	0	Y coordinate	0
Display mode	Off	Animation	Off	Animation speed	Medium

I/O field_2

Type	I/O field	Name	I/O field_2	X position	261
Y position	77	Width	67	Height	37
Layer	0 - Layer_0	Mode	Input/output	Font	Tahoma, 25px, style=Bold

Dynamizations\Tag connection

Property name	Process value	Tag	Generator_W_Rectangle_A
---------------	---------------	-----	-------------------------

I/O field_1

Type	I/O field	Name	I/O field_1	X position	214
Y position	260	Width	86	Height	37
Layer	0 - Layer_0	Mode	Input/output	Font	Tahoma, 25px, style=Bold

Dynamizations\Tag connection

Property name	Process value	Tag	Generator_W_Rectangle_T
----------------------	---------------	------------	-------------------------

I/O field_3

Type	I/O field	Name	I/O field_3	X position	409
Y position	179	Width	67	Height	37
Layer	0 - Layer_0	Mode	Input/output	Font	Tahoma, 25px, style=Bold

Dynamizations\Tag connection

Property name	Process value	Tag	Generator_W_Rectangle_b
----------------------	---------------	------------	-------------------------

Rectangle_15

Type	Rectangle	Name	Rectangle_15	X position	64
Y position	26	Width	25	Height	29
Layer	0 - Layer_0	Background color	255, 255, 255	Border color	24, 28, 49

Dynamizations\Visibility

Tag - Cycle	CTU_Labor_pid_Enablebit -	Data type	Range	Start range	1
End range	1	Visibility	Visible		

Text field_19

Type	Text field	Name	Text field_19	X position	65
Y position	31	Width	47	Height	23
Layer	0 - Layer_0	Font	Tahoma, 16px, style=Bold	Text	W

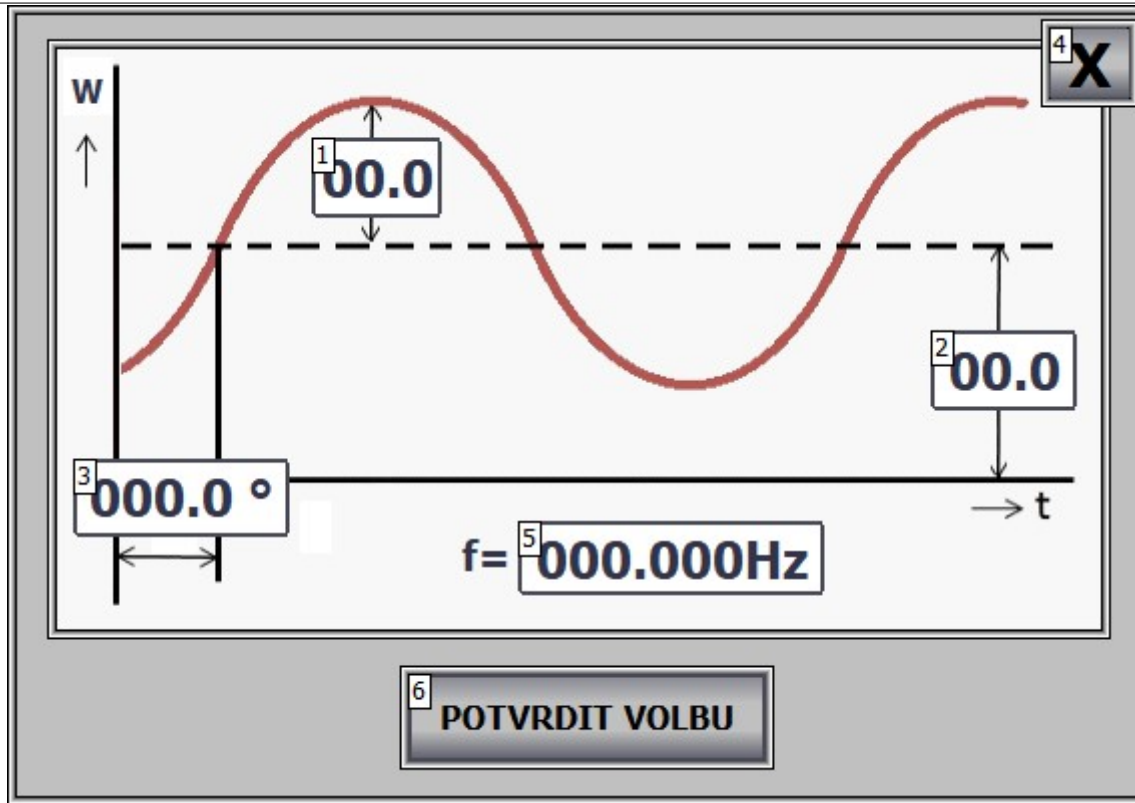
Dynamizations\Visibility

Tag - Cycle	CTU_Labor_pid_Enablebit -	Data type	Range	Start range	1
End range	1	Visibility	Visible		

CTU_POPUP

Generator_sinus

Hardcopy of Generator_sinus



Name	Generator_sinus	Width	574	Height	400
Active layer	0				

Graphic view_1

Type	Graphic view	Name	Graphic view_1	X position	25
------	--------------	------	----------------	------------	----

Y position	22	Width	521	Height	289
Layer	0 - Layer_0	Graphic	sin	Fit graphic to size	Stretch graphic

I/O field_1

Type	I/O field	Name	I/O field_1	X position	152
Y position	66	Width	65	Height	40
Layer	0 - Layer_0	Mode	Input/output	Font	Tahoma, 25px, style=Bold

Dynamizations\Tag connection

Property name	Process value	Tag	Generator_W_Sinus_A
----------------------	---------------	------------	---------------------

I/O field_2

Type	I/O field	Name	I/O field_2	X position	461
Y position	162	Width	73	Height	40
Layer	0 - Layer_0	Mode	Input/output	Font	Tahoma, 25px, style=Bold

Dynamizations\Tag connection

Property name	Process value	Tag	Generator_W_Sinus_b
----------------------	---------------	------------	---------------------

I/O field_3

Type	I/O field	Name	I/O field_3	X position	33
Y position	226	Width	108	Height	39
Layer	0 - Layer_0	Mode	Input/output	Font	Tahoma, 25px, style=Bold

Dynamizations\Tag connection

Property name	Process value	Tag	Generator_W_Sinus_fi0
----------------------	---------------	------------	-----------------------

Rectangle_5

Type	Rectangle	Name	Rectangle_5	X position	146
Y position	247	Width	16	Height	26
Layer	0 - Layer_0	Background color	255, 255, 255	Border color	24, 28, 49

Button_2

Type	Button	Name	Button_2	X position	520
Y position	11	Width	41	Height	36
Mode	Text	Text OFF	X	Text ON	X

Dynamizations\Event

Event name	Click
-------------------	-------

Function list\ShowPopupScreen

Name of the screen	Generator_sinus	X coordinate	0	Y coordinate	0
Display mode	Off	Animation	Off	Animation speed	Medium

I/O field_4

Type	I/O field	Name	I/O field_4	X position	255
Y position	257	Width	153	Height	37
Layer	0 - Layer_0	Mode	Input/output	Font	Tahoma, 25px, style=Bold

Dynamizations\Tag connection

Property name	Process value	Tag	Generator_W_Sinus_f
----------------------	---------------	------------	---------------------

Text field_1

Type	Text field	Name	Text field_1	X position	224
Y position	260	Width	31	Height	28
Layer	0 - Layer_0	Font	Tahoma, 20px, style=Bold	Text	f=

Button_1

Type	Button	Name	Button_1	X position	200
Y position	333	Width	179	Height	44
Mode	Text	Text OFF	POTVRDIT VOLBU	Text ON	POTVRDIT VOLBU

Dynamizations\Event

Event name	Click
-------------------	-------

Function list\ShowPopupScreen

Name of the screen	Generator_sinus	X coordinate	0	Y coordinate	0
Display mode	Off	Animation	Off	Animation speed	Medium

Function list\SetTag

Tag	CTU_Generator_W_volba	Value	2
------------	-----------------------	--------------	---

Function list\SetBit

Tag	Generator_W_DB.Custom_HistoryUpload
-----	-------------------------------------

Rectangle_16

Type	Rectangle	Name	Rectangle_16	X position	0
Y position	0	Width	573	Height	399
Layer	0 - Layer_0	Background color	192, 192, 192	Border color	0, 0, 0

Rectangle_102

Type	Rectangle	Name	Rectangle_102	X position	1
Y position	1	Width	571	Height	397
Layer	0 - Layer_0	Background color	192, 192, 192	Border color	255, 255, 255

Rectangle_103

Type	Rectangle	Name	Rectangle_103	X position	3
Y position	3	Width	567	Height	393
Layer	0 - Layer_0	Background color	192, 192, 192	Border color	128, 128, 128

Rectangle_104

Type	Rectangle	Name	Rectangle_104	X position	4
Y position	4	Width	565	Height	391
Layer	0 - Layer_0	Background color	192, 192, 192	Border color	0, 0, 0

Rectangle_1

Type	Rectangle	Name	Rectangle_1	X position	20
Y position	17	Width	531	Height	299
Layer	0 - Layer_0	Background color	192, 192, 192	Border color	0, 0, 0

Rectangle_2

Type	Rectangle	Name	Rectangle_2	X position	21
Y position	18	Width	529	Height	297
Layer	0 - Layer_0	Background color	192, 192, 192	Border color	255, 255, 255

Rectangle_3

Type	Rectangle	Name	Rectangle_3	X position	23
Y position	20	Width	525	Height	293
Layer	0 - Layer_0	Background color	192, 192, 192	Border color	128, 128, 128

Rectangle_4

Type	Rectangle	Name	Rectangle_4	X position	24
Y position	21	Width	523	Height	291
Layer	0 - Layer_0	Background color	192, 192, 192	Border color	0, 0, 0

Rectangle_6

Type	Rectangle	Name	Rectangle_6	X position	196
Y position	329	Width	187	Height	52
Layer	0 - Layer_0	Background color	192, 192, 192	Border color	0, 0, 0

Rectangle_7

Type	Rectangle	Name	Rectangle_7	X position	197
Y position	330	Width	185	Height	50
Layer	0 - Layer_0	Background color	192, 192, 192	Border color	255, 255, 255

Rectangle_8

Type	Rectangle	Name	Rectangle_8	X position	199
Y position	332	Width	181	Height	46
Layer	0 - Layer_0	Background color	192, 192, 192	Border color	128, 128, 128

Rectangle_9

Type	Rectangle	Name	Rectangle_9	X position	200
Y position	333	Width	179	Height	44
Layer	0 - Layer_0	Background color	192, 192, 192	Border color	0, 0, 0

Rectangle_10

Type	Rectangle	Name	Rectangle_10	X position	516
Y position	7	Width	49	Height	44

Layer	0 - Layer_0	Background color	192, 192, 192	Border color	0, 0, 0
-------	-------------	------------------	---------------	--------------	---------

Rectangle_11

Type	Rectangle	Name	Rectangle_11	X position	517
Y position	8	Width	47	Height	42
Layer	0 - Layer_0	Background color	192, 192, 192	Border color	255, 255, 255

Rectangle_12

Type	Rectangle	Name	Rectangle_12	X position	519
Y position	10	Width	43	Height	38
Layer	0 - Layer_0	Background color	192, 192, 192	Border color	128, 128, 128

Rectangle_13

Type	Rectangle	Name	Rectangle_13	X position	520
Y position	11	Width	41	Height	36
Layer	0 - Layer_0	Background color	192, 192, 192	Border color	0, 0, 0

Rectangle_14

Type	Rectangle	Name	Rectangle_14	X position	72
Y position	247	Width	23	Height	26
Layer	0 - Layer_0	Background color	255, 255, 255	Border color	24, 28, 49

Rectangle_15

Type	Rectangle	Name	Rectangle_15	X position	28
Y position	26	Width	25	Height	29
Layer	0 - Layer_0	Background color	255, 255, 255	Border color	24, 28, 49

Dynamizations\Visibility

Tag - Cycle	CTU_Labor_pid_Enablebit -	Data type	Range	Start range	1
End range	1	Visibility	Visible		

Text field_19

Type	Text field	Name	Text field_19	X position	29
Y position	31	Width	47	Height	23
Layer	0 - Layer_0	Font	Tahoma, 16px, style=Bold	Text	W

Totally Integrated
Automation Portal

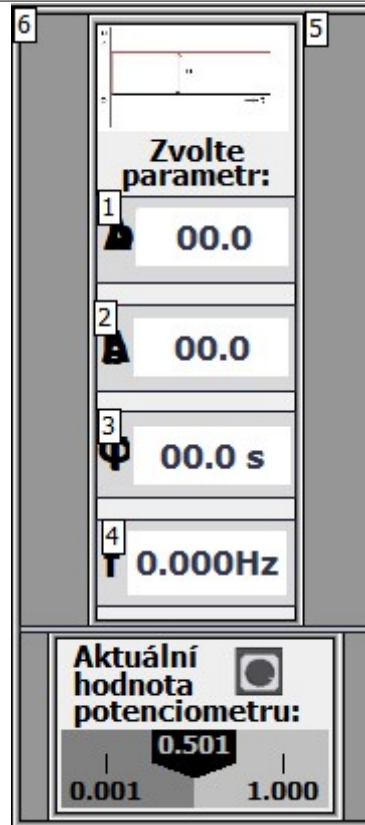
Dynamizations\Visibility

Tag - Cycle	CTU_Labor_pid_Enablebit -	Data type	Range	Start range	1
End range	1	Visibility	Visible		

CTU_POPUP

Ladeni

Hardcopy of Ladeni



Name	Ladeni	Width	184	Height	413
Active layer	0				

Rectangle_30

Type	Rectangle	Name	Rectangle_30	X position	38
------	-----------	------	--------------	------------	----

Totally Integrated Automation Portal		
--------------------------------------	--	--

Y position	5	Width	108	Height	307
Layer	0 - Layer_0	Background color	192, 192, 192	Border color	0, 0, 0
Dynamizations\Visibility					
Tag - Cycle	CTU_Generator_W_volba -	Data type	Range	Start range	1
End range	3	Visibility	Visible		

Rectangle_102

Type	Rectangle	Name	Rectangle_102	X position	39
Y position	6	Width	106	Height	305
Layer	0 - Layer_0	Background color	192, 192, 192	Border color	255, 255, 255
Dynamizations\Visibility					
Tag - Cycle	CTU_Generator_W_volba -	Data type	Range	Start range	1
End range	3	Visibility	Visible		

Rectangle_103

Type	Rectangle	Name	Rectangle_103	X position	41
Y position	9	Width	102	Height	300
Layer	0 - Layer_0	Background color	192, 192, 192	Border color	128, 128, 128
Dynamizations\Visibility					
Tag - Cycle	CTU_Generator_W_volba -	Data type	Range	Start range	1
End range	3	Visibility	Visible		

Rectangle_104

Type	Rectangle	Name	Rectangle_104	X position	42
Y position	10	Width	100	Height	298
Layer	0 - Layer_0	Background color	239, 239, 239	Border color	0, 0, 0
Dynamizations\Visibility					
Tag - Cycle	CTU_Generator_W_volba -	Data type	Range	Start range	1
End range	3	Visibility	Visible		

Rectangle_2

Type	Rectangle	Name	Rectangle_2	X position	42
Y position	257	Width	100	Height	44
Layer	0 - Layer_0	Background color	217, 217, 217	Border color	24, 28, 49

--	--	--

Dynamizations\Appearance

Tag - Cycle	"CTU_Data.Frekv_ladeni_poten" -	Data type	Range	Range	4..4
Foreground color	24, 28, 49	Background color	128, 128, 128	Flashing	No

Dynamizations\Visibility

Tag - Cycle	CTU_Generator_W_volba -	Data type	Range	Start range	2
End range	2	Visibility	Visible		

I/O field_4

Type	I/O field	Name	I/O field_4	X position	58
Y position	263	Width	79	Height	32
Layer	0 - Layer_0	Mode	Output	Font	Tahoma, 17px, style=Bold

Dynamizations\Tag connection

Property name	Process value	Tag	"Generator_W_DB.Harmonicky_f_pamet"		
---------------	---------------	-----	-------------------------------------	--	--

Dynamizations\Visibility

Tag - Cycle	CTU_Generator_W_volba -	Data type	Range	Start range	2
End range	2	Visibility	Visible		

Text field_7

Type	Text field	Name	Text field_7	X position	43
Y position	263	Width	22	Height	29
Layer	0 - Layer_0	Font	Tahoma, 21px, style=Bold	Text	f

Dynamizations\Visibility

Tag - Cycle	CTU_Generator_W_volba -	Data type	Range	Start range	2
End range	2	Visibility	Visible		

Rectangle_7

Type	Rectangle	Name	Rectangle_7	X position	42
Y position	150	Width	100	Height	44
Layer	0 - Layer_0	Background color	217, 217, 217	Border color	24, 28, 49

Dynamizations\Appearance

Tag - Cycle	"CTU_Data.Frekv_ladeni_poten" -	Data type	Range	Range	2..2
Foreground color	24, 28, 49	Background color	128, 128, 128	Flashing	No

Dynamizations\Visibility

Tag - Cycle	CTU_Generator_W_volba -	Data type	Range	Start range	2
End range	3	Visibility	Visible		

Rectangle_8

Type	Rectangle	Name	Rectangle_8	X position	42
Y position	96	Width	100	Height	44
Layer	0 - Layer_0	Background color	217, 217, 217	Border color	24, 28, 49
Dynamizations\Appearance					
Tag - Cycle	"CTU_Data.Frekv_ladeni_poten" -	Data type	Range	Range	1..1
Foreground color	24, 28, 49	Background color	128, 128, 128	Flashing	No
Dynamizations\Visibility					
Tag - Cycle	CTU_Generator_W_volba -	Data type	Range	Start range	1
End range	3	Visibility	Visible		

Rectangle_9

Type	Rectangle	Name	Rectangle_9	X position	42
Y position	203	Width	100	Height	44
Layer	0 - Layer_0	Background color	217, 217, 217	Border color	24, 28, 49
Dynamizations\Appearance					
Tag - Cycle	"CTU_Data.Frekv_ladeni_poten" -	Data type	Range	Range	3..3
Foreground color	24, 28, 49	Background color	128, 128, 128	Flashing	No
Dynamizations\Visibility					
Tag - Cycle	CTU_Generator_W_volba -	Data type	Range	Start range	2
End range	3	Visibility	Visible		

I/O field_6

Type	I/O field	Name	I/O field_6	X position	62
Y position	211	Width	77	Height	29
Layer	0 - Layer_0	Mode	Output	Font	Tahoma, 17px, style=Bold
Dynamizations\Tag connection					
Property name	Process value	Tag	"Generator_W_DB.Harmonicky_fi0_pamet"		
Dynamizations\Visibility					
Tag - Cycle	CTU_Generator_W_volba -	Data type	Range	Start range	2
End range	2	Visibility	Visible		

I/O field_7

Type	I/O field	Name	I/O field_7	X position	61
------	-----------	------	-------------	------------	----

Totally Integrated Automation Portal		
--------------------------------------	--	--

Y position	157	Width	77	Height	29
Layer	0 - Layer_0	Mode	Output	Font	Tahoma, 17px, style=Bold
Dynamizations\Tag connection					
Property name	Process value	Tag	"Generator_W_DB.Harmonicky_b_pamet"		
Dynamizations\Visibility					
Tag - Cycle	CTU_Generator_W_volba -	Data type	Range	Start range	2
End range	2	Visibility	Visible		

I/O field_8					
Type	I/O field	Name	I/O field_8	X position	62
Y position	103	Width	75	Height	28
Layer	0 - Layer_0	Mode	Output	Font	Tahoma, 17px, style=Bold
Dynamizations\Tag connection					
Property name	Process value	Tag	"Generator_W_DB.Harmonicky_A_pamet"		
Dynamizations\Visibility					
Tag - Cycle	CTU_Generator_W_volba -	Data type	Range	Start range	2
End range	2	Visibility	Visible		

Text field_2					
Type	Text field	Name	Text field_2	X position	43
Y position	100	Width	24	Height	29
Layer	0 - Layer_0	Font	Tahoma, 21px, style=Bold	Text	A
Dynamizations\Visibility					
Tag - Cycle	CTU_Generator_W_volba -	Data type	Range	Start range	2
End range	2	Visibility	Visible		

Text field_3					
Type	Text field	Name	Text field_3	X position	42
Y position	157	Width	22	Height	29
Layer	0 - Layer_0	Font	Tahoma, 21px, style=Bold	Text	b
Dynamizations\Visibility					
Tag - Cycle	CTU_Generator_W_volba -	Data type	Range	Start range	2
End range	2	Visibility	Visible		

--	--	--

Text field_4

Type	Text field	Name	Text field_4	X position	40
Y position	205	Width	21	Height	31
Layer	0 - Layer_0	Font	Tahoma, 21px, style=Bold	Text	φ
Dynamizations\Visibility					
Tag - Cycle	CTU_Generator_W_volba -	Data type	Range	Start range	2
End range	2	Visibility	Visible		

I/O field_2

Type	I/O field	Name	I/O field_2	X position	63
Y position	103	Width	75	Height	28
Layer	0 - Layer_0	Mode	Output	Font	Tahoma, 17px, style=Bold
Dynamizations\Tag connection					
Property name	Process value	Tag	"Generator_W_DB.Konstanta_b_pamet"		
Dynamizations\Visibility					
Tag - Cycle	CTU_Generator_W_volba -	Data type	Range	Start range	1
End range	1	Visibility	Visible		

Text field_8

Type	Text field	Name	Text field_8	X position	45
Y position	100	Width	22	Height	29
Layer	0 - Layer_0	Font	Tahoma, 21px, style=Bold	Text	b
Dynamizations\Visibility					
Tag - Cycle	CTU_Generator_W_volba -	Data type	Range	Start range	1
End range	1	Visibility	Visible		

I/O field_1

Type	I/O field	Name	I/O field_1	X position	61
Y position	157	Width	77	Height	29
Layer	0 - Layer_0	Mode	Output	Font	Tahoma, 17px, style=Bold
Dynamizations\Tag connection					
Property name	Process value	Tag	"Generator_W_DB.Obdelnik_A_pamet"		
Dynamizations\Visibility					
Tag - Cycle	CTU_Generator_W_volba -	Data type	Range	Start range	3

End range	3	Visibility	Visible
-----------	---	------------	---------

I/O field_3

Type	I/O field	Name	I/O field_3	X position	61
Y position	211	Width	77	Height	29
Layer	0 - Layer_0	Mode	Output	Font	Tahoma, 17px, style=Bold

Dynamizations\Tag connection

Property name	Process value	Tag	"Generator_W_DB.Obdelnik_T_pamet"
---------------	---------------	-----	-----------------------------------

Dynamizations\Visibility

Tag - Cycle	CTU_Generator_W_volba -	Data type	Range	Start range	3
End range	3	Visibility	Visible		

I/O field_5

Type	I/O field	Name	I/O field_5	X position	63
Y position	102	Width	75	Height	29
Layer	0 - Layer_0	Mode	Output	Font	Tahoma, 17px, style=Bold

Dynamizations\Tag connection

Property name	Process value	Tag	"Generator_W_DB.Obdelnik_b_pamet"
---------------	---------------	-----	-----------------------------------

Dynamizations\Visibility

Tag - Cycle	CTU_Generator_W_volba -	Data type	Range	Start range	3
End range	3	Visibility	Visible		

Text field_9

Type	Text field	Name	Text field_9	X position	45
Y position	100	Width	22	Height	29
Layer	0 - Layer_0	Font	Tahoma, 21px, style=Bold	Text	b

Dynamizations\Visibility

Tag - Cycle	CTU_Generator_W_volba -	Data type	Range	Start range	3
End range	3	Visibility	Visible		

Text field_10

Type	Text field	Name	Text field_10	X position	42
Y position	156	Width	22	Height	29
Layer	0 - Layer_0	Font	Tahoma, 21px, style=Bold	Text	A

Dynamizations\Visibility

Tag - Cycle	CTU_Generator_W_volba -	Data type	Range	Start range	3
End range	3	Visibility	Visible		

Text field_11

Type	Text field	Name	Text field_11	X position	42
Y position	209	Width	22	Height	29
Layer	0 - Layer_0	Font	Tahoma, 21px, style=Bold	Text	T

Dynamizations\Visibility

Tag - Cycle	CTU_Generator_W_volba -	Data type	Range	Start range	3
End range	3	Visibility	Visible		

Button_1

Type	Button	Name	Button_1	X position	43
Y position	93	Width	99	Height	49
Mode	Text	Text OFF		Text ON	Text

Dynamizations\Event

Event name	Click
------------	-------

Function list\SetTag

Tag	CTU_Data.Frekv_ladeni_poten	Value	1
-----	-----------------------------	-------	---

Dynamizations\Visibility

Tag - Cycle	CTU_Generator_W_volba -	Data type	Range	Start range	1
End range	3	Visibility	Visible		

Button_2

Type	Button	Name	Button_2	X position	41
Y position	148	Width	101	Height	48
Mode	Text	Text OFF		Text ON	Text

Dynamizations\Event

Event name	Click
------------	-------

Function list\SetTag

Tag	CTU_Data.Frekv_ladeni_poten	Value	2
-----	-----------------------------	-------	---

Dynamizations\Visibility

Tag - Cycle	CTU_Generator_W_volba -	Data type	Range	Start range	1
End range	3	Visibility	Visible		

Button_3

Type	Button	Name	Button_3	X position	43
Y position	202	Width	96	Height	46
Mode	Text	Text OFF		Text ON	Text

Dynamizations\Event

Event name	Click
------------	-------

Function list\SetTag

Tag	CTU_Data.Frekv_ladeni_poten	Value	3
-----	-----------------------------	-------	---

Dynamizations\Visibility

Tag - Cycle	CTU_Generator_W_volba -	Data type	Range	Start range	1
End range	3	Visibility	Visible		

Button_4

Type	Button	Name	Button_4	X position	45
Y position	257	Width	96	Height	46
Mode	Text	Text OFF		Text ON	Text

Dynamizations\Event

Event name	Click
------------	-------

Function list\SetTag

Tag	CTU_Data.Frekv_ladeni_poten	Value	4
-----	-----------------------------	-------	---

Dynamizations\Visibility

Tag - Cycle	CTU_Generator_W_volba -	Data type	Range	Start range	1
End range	3	Visibility	Visible		

Rectangle_20

Type	Rectangle	Name	Rectangle_20	X position	18
Y position	312	Width	148	Height	96
Layer	0 - Layer_0	Background color	192, 192, 192	Border color	0, 0, 0

Rectangle_21

Type	Rectangle	Name	Rectangle_21	X position	19
Y position	313	Width	145	Height	94
Layer	0 - Layer_0	Background color	192, 192, 192	Border color	255, 255, 255

Rectangle_25

Type	Rectangle	Name	Rectangle_25	X position	21
Y position	315	Width	141	Height	90
Layer	0 - Layer_0	Background color	192, 192, 192	Border color	128, 128, 128

Rectangle_26

Type	Rectangle	Name	Rectangle_26	X position	22
Y position	316	Width	139	Height	88
Layer	0 - Layer_0	Background color	239, 239, 239	Border color	0, 0, 0

Bar_1

Type	Bar	Name	Bar_1	Y position	362
X position	25	Width	133	Height	39
Maximum value	100	Minimum value	0	Process value	0

Dynamizations\Tag connection

Property name	Process value	Tag	"CTU_Data.Potenciometr_0_100"
---------------	---------------	-----	-------------------------------

Bar_2

Type	Bar	Name	Bar_2	Y position	362
X position	25	Width	133	Height	39
Maximum value	1	Minimum value	0.001	Process value	0

Dynamizations\Tag connection

Property name	Process value	Tag	"CTU_Data.Potenciometr_0_2"
---------------	---------------	-----	-----------------------------

Dynamizations\Visibility

Tag - Cycle	"CTU_Data.Frekv_ladeni_poten" -	Data type	Range	Start range	4
End range	4	Visibility	Visible		

Graphic view_5

Type	Graphic view	Name	Graphic view_5	X position	43
Y position	11	Width	95	Height	53
Layer	0 - Layer_0	Graphic	sin	Fit graphic to size	Stretch graphic

Dynamizations\Visibility

Tag - Cycle	CTU_Generator_W_volba -	Data type	Range	Start range	2
End range	2	Visibility	Visible		

Graphic view_8

Type	Graphic view	Name	Graphic view_8	X position	43
Y position	11	Width	95	Height	53
Layer	0 - Layer_0	Graphic	content_Casovy_prubeh_stridave_periodicke_neharmonicke_veliciny_2	Fit graphic to size	Stretch graphic

Dynamizations\Visibility

Tag - Cycle	CTU_Generator_W_volba -	Data type	Range	Start range	3
End range	3	Visibility	Visible		

Graphic view_11

Type	Graphic view	Name	Graphic view_11	X position	43
Y position	11	Width	95	Height	53
Layer	0 - Layer_0	Graphic	content_UC2_6180_obr1_jpg	Fit graphic to size	Stretch graphic

Dynamizations\Visibility

Tag - Cycle	CTU_Generator_W_volba -	Data type	Range	Start range	1
End range	1	Visibility	Visible		

Text field_6

Type	Text field	Name	Text field_6	X position	24
Y position	314	Width	80	Height	22
Layer	0 - Layer_0	Font	Tahoma, 15px, style=Bold	Text	Aktuální

Text field_12

Type	Text field	Name	Text field_12	X position	25
Y position	328	Width	72	Height	22
Layer	0 - Layer_0	Font	Tahoma, 15px, style=Bold	Text	hodnota

Graphic view_3

Type	Graphic view	Name	Graphic view_3	X position	111
Y position	321	Width	25	Height	25
Layer	0 - Layer_0	Graphic	Graphic_85	Fit graphic to size	Stretch graphic

Rectangle_11

Type	Rectangle	Name	Rectangle_11	X position	43
Y position	66	Width	95	Height	29
Layer	0 - Layer_0	Background color	239, 239, 239	Border color	24, 28, 49

Dynamizations\Appearance

Tag - Cycle	"CTU_Data.Frekv_ladeni_poten" -	Data type	Range	Range	0..0
Foreground color	150, 150, 150	Background color	239, 239, 239	Flashing	Yes

Dynamizations\Visibility

Tag - Cycle	CTU_Generator_W_volba -	Data type	Range	Start range	1
End range	3	Visibility	Visible		

Text field_1

Type	Text field	Name	Text field_1	X position	62
Y position	62	Width	65	Height	22
Layer	0 - Layer_0	Font	Tahoma, 15px, style=Bold	Text	Zvolte

Dynamizations\Visibility

Tag - Cycle	CTU_Generator_W_volba -	Data type	Range	Start range	1
End range	3	Visibility	Visible		

Text field_5

Type	Text field	Name	Text field_5	X position	43
Y position	74	Width	98	Height	22
Layer	0 - Layer_0	Font	Tahoma, 15px, style=Bold	Text	parametr:

Dynamizations\Visibility

Tag - Cycle	CTU_Generator_W_volba -	Data type	Range	Start range	1
-------------	-------------------------	-----------	-------	-------------	---

End range	3	Visibility	Visible
-----------	---	------------	---------

Rectangle_1

Type	Rectangle	Name	Rectangle_1	X position	0
Y position	1	Width	184	Height	411
Layer	0 - Layer_0	Background color	192, 192, 192	Border color	0, 0, 0

Rectangle_3

Type	Rectangle	Name	Rectangle_3	X position	1
Y position	2	Width	182	Height	409
Layer	0 - Layer_0	Background color	192, 192, 192	Border color	255, 255, 255

Rectangle_4

Type	Rectangle	Name	Rectangle_4	X position	3
Y position	4	Width	178	Height	405
Layer	0 - Layer_0	Background color	192, 192, 192	Border color	128, 128, 128

Dynamizations\Visibility

Tag - Cycle	CTU_Generator_W_volba -	Data type	Range	Start range	1
End range	3	Visibility	Visible		

Rectangle_5

Type	Rectangle	Name	Rectangle_5	X position	4
Y position	5	Width	176	Height	403
Layer	0 - Layer_0	Background color	150, 150, 150	Border color	0, 0, 0

Rectangle_6

Type	Rectangle	Name	Rectangle_6	X position	4
Y position	310	Width	176	Height	4
Layer	0 - Layer_0	Background color	192, 192, 192	Border color	24, 28, 49

Button_5

Type	Button	Name	Button_5	X position	146
Y position	4	Width	34	Height	304
Mode	Text	Text OFF		Text ON	Text

Dynamizations\Event

Event name	Click
------------	-------

Function list\SetTag

Tag	CTU_Data.Frekv_ladeni_poten	Value	0
-----	-----------------------------	-------	---

Dynamizations\Visibility

Tag - Cycle	CTU_Generator_W_volba -	Data type	Range	Start range	1
End range	3	Visibility	Visible		

Button_6

Type	Button	Name	Button_6	X position	1
Y position	2	Width	38	Height	307
Mode	Text	Text OFF		Text ON	Text

Dynamizations\Event

Event name	Click
------------	-------

Function list\SetTag

Tag	CTU_Data.Frekv_ladeni_poten	Value	0
-----	-----------------------------	-------	---

Dynamizations\Visibility

Tag - Cycle	CTU_Generator_W_volba -	Data type	Range	Start range	1
End range	3	Visibility	Visible		

Text field_13

Type	Text field	Name	Text field_13	X position	21
Y position	341	Width	132	Height	22
Layer	0 - Layer_0	Font	Tahoma, 15px, style=Bold	Text	potenciometru:

CTU_POPUP

PID - Tunning Volba

Hardcopy of PID - Tunning Volba

Volba metody : 9 X

Pre-tuning

2 PI - Chien, Hrones, Reswick

1 PID - Chien, Hrones, Reswick

Fine-tuning

3 PID - Automatický

4 PID - Rychlý

5 PID - Pomalý

6 PID - Ziegler-Nichols

7 PI - Ziegler-Nichols

8 P - Ziegler-Nichols

Name	PID - Tunning Volba	Width	310	Height	465
Active layer	0				

Text field_1

Type	Text field	Name	Text field_1	X position	95
Y position	3	Width	170	Height	23
Layer	0 - Layer_0	Font	Tahoma, 16px, style=Bold	Text	Volba metody :

Text field_2

Type	Text field	Name	Text field_2	X position	92
Y position	170	Width	163	Height	34
Layer	0 - Layer_0	Font	Tahoma, 25px, style=Bold	Text	Fine-tuning

Text field_3

Type	Text field	Name	Text field_3	X position	91
Y position	25	Width	150	Height	34
Layer	0 - Layer_0	Font	Tahoma, 25px, style=Bold	Text	Pre-tuning

Button_1

Type	Button	Name	Button_1	X position	21
Y position	105	Width	272	Height	32
Mode	Text	Text OFF	PID - Chien, Hrones, Reswick	Text ON	Text

Dynamizations\Appearance

Tag - Cycle	PID_config_SelfTune_Pretun_choise -	Data type	Range	Range	0..0
Foreground color	255, 255, 255	Background color	0, 255, 0	Flashing	No

Dynamizations\Event

Event name	Click
------------	-------

Function list\SetTag

Tag	PID_config_SelfTune_Pretun_choise	Value	0
-----	-----------------------------------	-------	---

Button_2

Type	Button	Name	Button_2	X position	21
Y position	63	Width	272	Height	32
Mode	Text	Text OFF	PI - Chien, Hrones, Reswick	Text ON	Text

Dynamizations\Event

Event name	Click
------------	-------

Function list\SetTag

Tag	PID_config_SelfTune_Pretun_choise	Value	1
-----	-----------------------------------	-------	---

Dynamizations\Appearance

Tag - Cycle	PID_config_SelfTune_Pretun_choise -	Data type	Range	Range	1..1
Foreground color	255, 255, 255	Background color	0, 255, 0	Flashing	No

Button_3

Type	Button	Name	Button_3	X position	19
Y position	207	Width	272	Height	32
Mode	Text	Text OFF	PID - Automatický	Text ON	Text

Dynamizations\Event

Event name	Click
------------	-------

Function list\SetTag

Tag	PID_config_SelfTune_Finetun_choise	Value	0
-----	------------------------------------	-------	---

Dynamizations\Appearance

Tag - Cycle	PID_config_SelfTune_Finetun_choise -	Data type	Range	Range	0..0
Foreground color	255, 255, 255	Background color	0, 255, 0	Flashing	No

Button_4

Type	Button	Name	Button_4	X position	18
Y position	249	Width	272	Height	32
Mode	Text	Text OFF	PID - Rychlý	Text ON	Text

Dynamizations\Appearance

Tag - Cycle	PID_config_SelfTune_Finetun_choise -	Data type	Range	Range	1..1
Foreground color	255, 255, 255	Background color	0, 255, 0	Flashing	No

Dynamizations\Event

Event name	Click
------------	-------

Function list\SetTag

Tag	PID_config_SelfTune_Finetun_choise	Value	1
-----	------------------------------------	-------	---

Button_5

Type	Button	Name	Button_5	X position	19
Y position	290	Width	272	Height	32
Mode	Text	Text OFF	PID - Pomalý	Text ON	Text

Dynamizations\Event

Event name	Click
------------	-------

Function list\SetTag

Tag	PID_config_SelfTune_Finetun_choise	Value	2
-----	------------------------------------	-------	---

Dynamizations\Appearance

Tag - Cycle	PID_config_SelfTune_Finetun_choise -	Data type	Range	Range	2..2
Foreground color	255, 255, 255	Background color	0, 255, 0	Flashing	No

Button_6

Type	Button	Name	Button_6	X position	19
Y position	330	Width	272	Height	32
Mode	Text	Text OFF	PID - Ziegler-Nichols	Text ON	Text

Dynamizations\Event

Event name	Click
------------	-------

Function list\SetTag

Tag	PID_config_SelfTune_Finetun_choise	Value	3
-----	------------------------------------	-------	---

Dynamizations\Appearance

Tag - Cycle	PID_config_SelfTune_Finetun_choise -	Data type	Range	Range	3..3
Foreground color	255, 255, 255	Background color	0, 255, 0	Flashing	No

Button_7

Type	Button	Name	Button_7	X position	19
------	--------	------	----------	------------	----

Y position	370	Width	272	Height	32
Mode	Text	Text OFF	PI - Ziegler-Nichols	Text ON	Text

Dynamizations\Event					
Event name			Click		

Function list\SetTag					
Tag		PID_config_SelfTune_Finetun_choise		Value	
				4	

Dynamizations\Appearance					
Tag - Cycle		PID_config_SelfTune_Finetun_choise -		Range	
				4..4	
Foreground color		Background color		Flashing	
255, 255, 255		0, 255, 0		No	

Button_8					
Type		Name		X position	
Button		Button_8		19	
Y position		Width		Height	
411		272		32	
Mode		Text OFF		Text ON	
Text		P - Ziegler-Nichols		Text	

Dynamizations\Event					
Event name			Click		

Function list\SetTag					
Tag		PID_config_SelfTune_Finetun_choise		Value	
				5	

Dynamizations\Appearance					
Tag - Cycle		PID_config_SelfTune_Finetun_choise -		Range	
				5..5	
Foreground color		Background color		Flashing	
255, 255, 255		0, 255, 0		No	

Rectangle_5					
Type		Name		X position	
Rectangle		Rectangle_5		12	
Y position		Width		Height	
25		285		125	
Layer		Background color		Border color	
0 - Layer_0		217, 217, 217		24, 28, 49	

Rectangle_6					
Type		Name		X position	
Rectangle		Rectangle_6		12	
Y position		Width		Height	
169		285		284	

Layer	0 - Layer_0	Background color	217, 217, 217	Border color	24, 28, 49
-------	-------------	------------------	---------------	--------------	------------

Rectangle_40

Type	Rectangle	Name	Rectangle_40	X position	0
Y position	0	Width	309	Height	465
Layer	0 - Layer_0	Background color	192, 192, 192	Border color	0, 0, 0

Rectangle_41

Type	Rectangle	Name	Rectangle_41	X position	1
Y position	1	Width	307	Height	463
Layer	0 - Layer_0	Background color	192, 192, 192	Border color	255, 255, 255

Rectangle_42

Type	Rectangle	Name	Rectangle_42	X position	3
Y position	3	Width	303	Height	459
Layer	0 - Layer_0	Background color	192, 192, 192	Border color	128, 128, 128

Rectangle_43

Type	Rectangle	Name	Rectangle_43	X position	4
Y position	4	Width	301	Height	457
Layer	0 - Layer_0	Background color	192, 192, 192	Border color	0, 0, 0

Rectangle_1

Type	Rectangle	Name	Rectangle_1	X position	253
Y position	7	Width	49	Height	42
Layer	0 - Layer_0	Background color	192, 192, 192	Border color	0, 0, 0

Rectangle_2

Type	Rectangle	Name	Rectangle_2	X position	254
Y position	8	Width	47	Height	40
Layer	0 - Layer_0	Background color	192, 192, 192	Border color	255, 255, 255

Rectangle_3

Type	Rectangle	Name	Rectangle_3	X position	256
------	-----------	------	-------------	------------	-----

Y position	10	Width	43	Height	36
Layer	0 - Layer_0	Background color	192, 192, 192	Border color	128, 128, 128

Rectangle_4

Type	Rectangle	Name	Rectangle_4	X position	257
Y position	11	Width	41	Height	34
Layer	0 - Layer_0	Background color	192, 192, 192	Border color	0, 0, 0

Button_9

Type	Button	Name	Button_9	X position	257
Y position	10	Width	41	Height	36
Mode	Text	Text OFF	X	Text ON	X

Dynamizations\Event

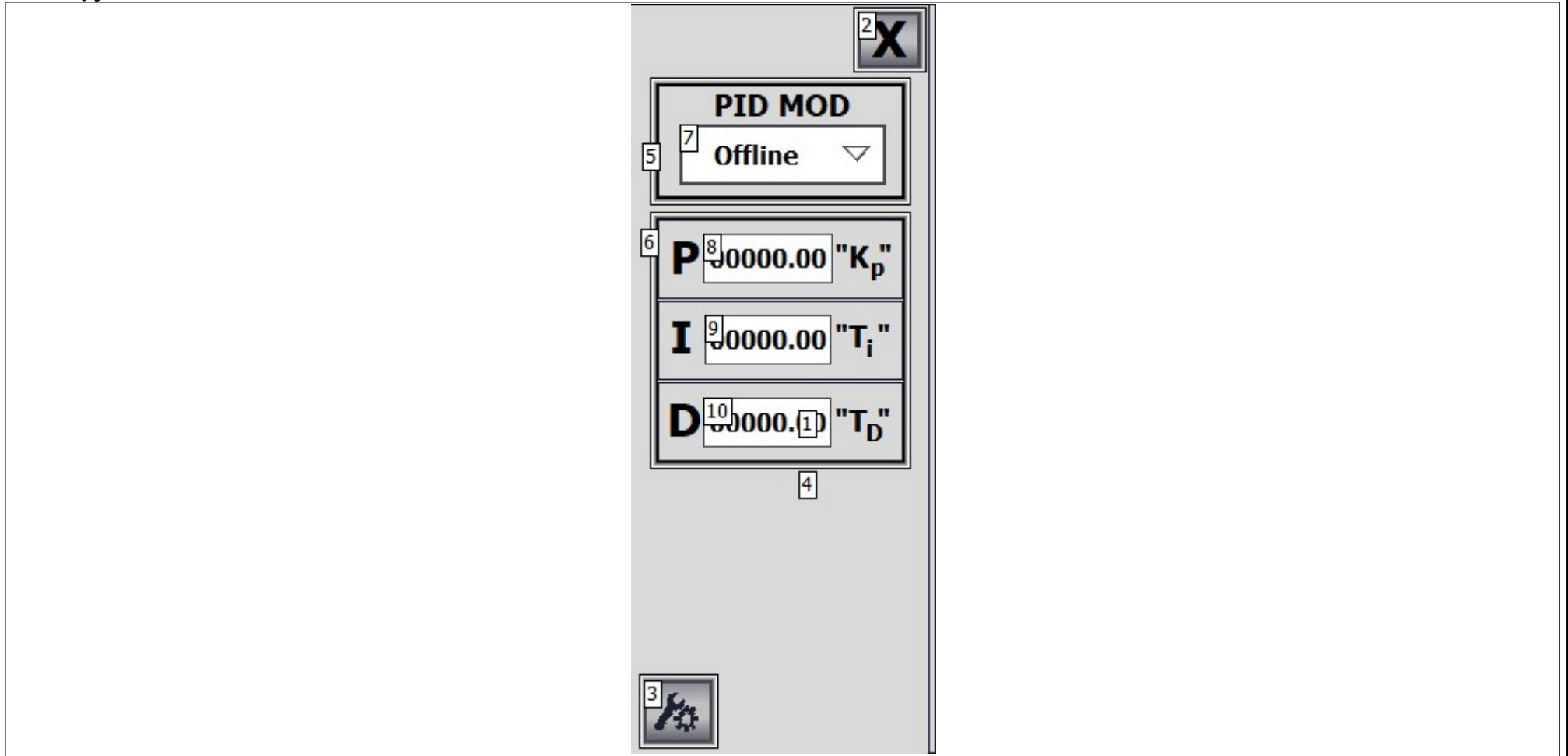
Event name	Click
-------------------	-------

Function list\ShowPopupScreen

Name of the screen	PID - Tunning Volba	X coordinate	0	Y coordinate	0
Display mode	Off	Animation	Off	Animation speed	Medium

Slide-in screen left

Hardcopy of Slide-in screen left



Name	Slide-in screen left	Activate slide-in screen	Enabled	Width	195
------	----------------------	--------------------------	---------	-------	-----

Height	480	Active layer	0
--------	-----	--------------	---

I/O field_1

Type	I/O field	Name	I/O field_1	X position	107
Y position	260	Width	67	Height	32
Layer	0 - Layer_0	Mode	Input/output	Font	Tahoma, 16px, style=Bold

Dynamizations\Tag connection

Property name	Process value	Tag	Regu_ON/OFF_Hyst_SetpointUpperLimit
---------------	---------------	-----	-------------------------------------

Dynamizations\Visibility

Tag - Cycle	PID_Volba_regulatoru -	Data type	Range	Start range	1
End range	1	Visibility	Visible		

Rectangle_12

Type	Rectangle	Name	Rectangle_12	X position	-1
Y position	0	Width	192	Height	92
Layer	0 - Layer_0	Background color	217, 217, 217	Border color	0, 0, 0

Dynamizations\Visibility

Tag - Cycle	PID_Volba_regulatoru -	Data type	Range	Start range	2
End range	2	Visibility	Visible		

Rectangle_10

Type	Rectangle	Name	Rectangle_10	X position	0
Y position	223	Width	188	Height	234
Layer	0 - Layer_0	Background color	217, 217, 217	Border color	0, 0, 0

Dynamizations\Visibility

Tag - Cycle	PID_Volba_regulatoru -	Data type	Range	Start range	1
End range	1	Visibility	Visible		

Rectangle_1

Type	Rectangle	Name	Rectangle_1	X position	190
Y position	0	Width	5	Height	480
Layer	0 - Layer_0	Background color	217, 217, 217	Border color	24, 28, 49

Button_5

Type	Button	Name	Button_5	X position	145
Y position	5	Width	40	Height	36
Mode	Text	Text OFF	X	Text ON	

Dynamizations\Event

Event name	Click
------------	-------

Function list\ShowSlideInScreen

Screen name	Slide-in screen left	Mode	Off
-------------	----------------------	------	-----

Button_2

Type	Button	Name	Button_2	X position	8
Y position	433	Width	44	Height	40
Mode	Graphic	Text OFF		Text ON	

Dynamizations\Event

Event name	Click
------------	-------

Function list\ActivateScreen

Screen name	Menu - L3 - PID-Nastaveni PID	Object number	0
-------------	-------------------------------	---------------	---

Dynamizations\Visibility

Tag - Cycle	PID_Volba_regulatoru -	Data type	Range	Start range	2
End range	2	Visibility	Visible		

Line_1

Type	Line	Name	Line_1	X position	97
Y position	436	Width	79	Height	0
Layer	0 - Layer_0	Line width	3	Color	24, 28, 49
Background color	255, 255, 255				

Dynamizations\Visibility

Tag - Cycle	PID_Volba_regulatoru -	Data type	Range	Start range	1
End range	1	Visibility	Visible		

Line_2

Type	Line	Name	Line_2	X position	100
Y position	363	Width	75	Height	0
Layer	0 - Layer_0	Line width	1	Color	24, 28, 49
Background color	255, 255, 255				
Dynamizations\Visibility					
Tag - Cycle	PID_Volba_regulatoru -	Data type	Range	Start range	1
End range	1	Visibility	Visible		

Line_3

Type	Line	Name	Line_3	X position	101
Y position	420	Width	72	Height	0
Layer	0 - Layer_0	Line width	1	Color	24, 28, 49
Background color	255, 255, 255				
Dynamizations\Visibility					
Tag - Cycle	PID_Volba_regulatoru -	Data type	Range	Start range	1
End range	1	Visibility	Visible		

Line_4

Type	Line	Name	Line_4	X position	98
Y position	345	Width	0	Height	95
Layer	0 - Layer_0	Line width	3	Color	24, 28, 49
Background color	255, 255, 255				
Dynamizations\Visibility					
Tag - Cycle	PID_Volba_regulatoru -	Data type	Range	Start range	1
End range	1	Visibility	Visible		

Line_5

Type	Line	Name	Line_5	X position	101
Y position	392	Width	73	Height	0
Layer	0 - Layer_0	Line width	3	Color	0, 0, 255
Background color	255, 255, 255				
Dynamizations\Visibility					
Tag - Cycle	PID_Volba_regulatoru -	Data type	Range	Start range	1
End range	1	Visibility	Visible		

Text field_1

Type	Text field	Name	Text field_1	X position	60
Y position	381	Width	38	Height	23
Layer	0 - Layer_0	Font	Tahoma, 16px, style=Bold	Text	"W"
Dynamizations\Visibility					
Tag - Cycle	PID_Volba_regulatoru -	Data type	Range	Start range	1
End range	1	Visibility	Visible		

I/O field_4

Type	I/O field	Name	I/O field_4	X position	107
Y position	299	Width	66	Height	32
Layer	0 - Layer_0	Mode	Input/output	Font	Tahoma, 16px, style=Bold
Dynamizations\Tag connection					
Property name	Process value	Tag	"Regu_ON/OFF_Hyst_DB.Setpoint-DownLimit"		
Dynamizations\Visibility					
Tag - Cycle	PID_Volba_regulatoru -	Data type	Range	Start range	1
End range	1	Visibility	Visible		

Text field_2

Type	Text field	Name	Text field_2	X position	65
Y position	351	Width	30	Height	23
Layer	0 - Layer_0	Font	Tahoma, 16px, style=Bold	Text	off
Dynamizations\Visibility					
Tag - Cycle	PID_Volba_regulatoru -	Data type	Range	Start range	1
End range	1	Visibility	Visible		

Text field_3

Type	Text field	Name	Text field_3	X position	66
Y position	407	Width	27	Height	23
Layer	0 - Layer_0	Font	Tahoma, 16px, style=Bold	Text	on
Dynamizations\Visibility					
Tag - Cycle	PID_Volba_regulatoru -	Data type	Range	Start range	1
End range	1	Visibility	Visible		

Rectangle_2

Type	Rectangle	Name	Rectangle_2	X position	92
Y position	343	Width	88	Height	110
Layer	0 - Layer_0	Background color	255, 255, 255	Border color	24, 28, 49
Dynamizations\Visibility					
Tag - Cycle	PID_Volba_regulatoru -	Data type	Range	Start range	1
End range	1	Visibility	Visible		

Text field_4

Type	Text field	Name	Text field_4	X position	50
Y position	226	Width	99	Height	23
Layer	0 - Layer_0	Font	Tahoma, 16px, style=Bold	Text	Hystereze
Dynamizations\Visibility					
Tag - Cycle	PID_Volba_regulatoru -	Data type	Range	Start range	1
End range	1	Visibility	Visible		

Rectangle_3

Type	Rectangle	Name	Rectangle_3	X position	3
Y position	226	Width	181	Height	26
Layer	0 - Layer_0	Background color	217, 217, 217	Border color	24, 28, 49
Dynamizations\Visibility					
Tag - Cycle	PID_Volba_regulatoru -	Data type	Range	Start range	1
End range	1	Visibility	Visible		

Text field_6

Type	Text field	Name	Text field_6	X position	7
Y position	262	Width	107	Height	23
Layer	0 - Layer_0	Font	Tahoma, 16px, style=Bold	Text	Horní mez
Dynamizations\Visibility					
Tag - Cycle	PID_Volba_regulatoru -	Data type	Range	Start range	1
End range	1	Visibility	Visible		

Text field_7

Type	Text field	Name	Text field_7	X position	8
Y position	302	Width	95	Height	23

Totally Integrated Automation Portal		
--------------------------------------	--	--

Layer	0 - Layer_0	Font	Tahoma, 16px, style=Bold	Text	Dolní mez
Dynamizations\Visibility					
Tag - Cycle	PID_Volba_regulatoru -	Data type	Range	Start range	1
End range	1	Visibility	Visible		

I/O field_6

Type	I/O field	Name	I/O field_6	X position	8
Y position	348	Width	56	Height	26
Layer	0 - Layer_0	Mode	Output	Font	Tahoma, 16px, style=Bold
Dynamizations\Tag connection					
Property name	Process value	Tag	Regu_ON/OFF_Hyst_UpShow		
Dynamizations\Visibility					
Tag - Cycle	PID_Volba_regulatoru -	Data type	Range	Start range	1
End range	1	Visibility	Visible		

I/O field_7

Type	I/O field	Name	I/O field_7	X position	8
Y position	410	Width	56	Height	24
Layer	0 - Layer_0	Mode	Output	Font	Tahoma, 16px, style=Bold
Dynamizations\Tag connection					
Property name	Process value	Tag	Regu_ON/OFF_Hyst_DownShow		
Dynamizations\Visibility					
Tag - Cycle	PID_Volba_regulatoru -	Data type	Range	Start range	1
End range	1	Visibility	Visible		

I/O field_8

Type	I/O field	Name	I/O field_8	X position	7
Y position	379	Width	56	Height	26
Layer	0 - Layer_0	Mode	Output	Font	Tahoma, 16px, style=Bold
Dynamizations\Tag connection					
Property name	Process value	Tag	Regu_ON/OFF_Hyst_Setpoint		
Dynamizations\Visibility					
Tag - Cycle	PID_Volba_regulatoru -	Data type	Range	Start range	1
End range	1	Visibility	Visible		

--	--	--

I/O field_9

Type	I/O field	Name	I/O field_9	X position	7
Y position	89	Width	84	Height	32
Layer	0 - Layer_0	Mode	Input/output	Font	Tahoma, 16px, style=Bold

Dynamizations\Tag connection

Property name	Process value	Tag	"Regulator_ON/OFF_DB.MaxOut"
---------------	---------------	-----	------------------------------

Dynamizations\Visibility

Tag - Cycle	PID_Volba_regulatoru -	Data type	Range	Start range	1
End range	1	Visibility	Visible		

I/O field_10

Type	I/O field	Name	I/O field_10	X position	6
Y position	144	Width	84	Height	32
Layer	0 - Layer_0	Mode	Input/output	Font	Tahoma, 16px, style=Bold

Dynamizations\Tag connection

Property name	Process value	Tag	"Regulator_ON/OFF_DB.MinOut"
---------------	---------------	-----	------------------------------

Dynamizations\Visibility

Tag - Cycle	PID_Volba_regulatoru -	Data type	Range	Start range	1
End range	1	Visibility	Visible		

Text field_12

Type	Text field	Name	Text field_12	X position	26
Y position	68	Width	45	Height	23
Layer	0 - Layer_0	Font	Tahoma, 16px, style=Bold	Text	MAX

Dynamizations\Visibility

Tag - Cycle	PID_Volba_regulatoru -	Data type	Range	Start range	1
End range	1	Visibility	Visible		

Text field_13

Type	Text field	Name	Text field_13	X position	28
Y position	123	Width	41	Height	23
Layer	0 - Layer_0	Font	Tahoma, 16px, style=Bold	Text	MIN

Dynamizations\Visibility

Tag - Cycle	PID_Volba_regulatoru -	Data type	Range	Start range	1
End range	1	Visibility	Visible		

Rectangle_5

Type	Rectangle	Name	Rectangle_5	X position	0
Y position	63	Width	188	Height	125
Layer	0 - Layer_0	Background color	217, 217, 217	Border color	0, 0, 0

Dynamizations\Visibility

Tag - Cycle	PID_Volba_regulatoru -	Data type	Range	Start range	1
End range	1	Visibility	Visible		

Line_6

Type	Line	Name	Line_6	X position	2
Y position	337	Width	179	Height	0
Layer	0 - Layer_0	Line width	1	Color	24, 28, 49
Background color	255, 255, 255				

Dynamizations\Visibility

Tag - Cycle	PID_Volba_regulatoru -	Data type	Range	Start range	1
End range	1	Visibility	Visible		

Line_7

Type	Line	Name	Line_7	X position	109
Y position	350	Width	0	Height	81
Layer	0 - Layer_0	Line width	2	Color	24, 28, 49
Background color	255, 255, 255				

Dynamizations\Visibility

Tag - Cycle	PID_Volba_regulatoru -	Data type	Range	Start range	1
End range	1	Visibility	Visible		

Line_8

Type	Line	Name	Line_8	X position	156
Y position	349	Width	0	Height	82
Layer	0 - Layer_0	Line width	2	Color	24, 28, 49
Background color	255, 255, 255				

Dynamizations\Visibility

Tag - Cycle	PID_Volba_regulatoru -	Data type	Range	Start range	1
End range	1	Visibility	Visible		

Polyline_1

Type	Polyline	Name	Polyline_1	X position	100
Y position	358	Width	76	Height	68
Layer	0 - Layer_0	Line width	2	Color	255, 0, 0
Background color	255, 255, 255				

Dynamizations\Visibility

Tag - Cycle	PID_Volba_regulatoru -	Data type	Range	Start range	1
End range	1	Visibility	Visible		

Line_9

Type	Line	Name	Line_9	X position	156
Y position	349	Width	21	Height	0
Layer	0 - Layer_0	Line width	2	Color	24, 28, 49
Background color	255, 255, 255				

Dynamizations\Visibility

Tag - Cycle	PID_Volba_regulatoru -	Data type	Range	Start range	1
End range	1	Visibility	Visible		

Line_10

Type	Line	Name	Line_10	X position	108
Y position	431	Width	47	Height	0
Layer	0 - Layer_0	Line width	2	Color	24, 28, 49
Background color	255, 255, 255				

Dynamizations\Visibility

Tag - Cycle	PID_Volba_regulatoru -	Data type	Range	Start range	1
End range	1	Visibility	Visible		

Line_11

Type	Line	Name	Line_11	X position	100
Y position	350	Width	9	Height	0
Layer	0 - Layer_0	Line width	2	Color	24, 28, 49
Background color	255, 255, 255				

Dynamizations\Visibility

Tag - Cycle	PID_Volba_regulatoru -	Data type	Range	Start range	1
End range	1	Visibility	Visible		

Rectangle_6

Type	Rectangle	Name	Rectangle_6	X position	92
Y position	77	Width	88	Height	102
Layer	0 - Layer_0	Background color	255, 255, 255	Border color	24, 28, 49
Dynamizations\Visibility					
Tag - Cycle	PID_Volba_regulatoru -	Data type	Range	Start range	1
End range	1	Visibility	Visible		

Line_12

Type	Line	Name	Line_12	X position	97
Y position	172	Width	79	Height	0
Layer	0 - Layer_0	Line width	3	Color	24, 28, 49
Background color	255, 255, 255				
Dynamizations\Visibility					
Tag - Cycle	PID_Volba_regulatoru -	Data type	Range	Start range	1
End range	1	Visibility	Visible		

Line_13

Type	Line	Name	Line_13	X position	100
Y position	161	Width	75	Height	0
Layer	0 - Layer_0	Line width	1	Color	192, 192, 192
Background color	255, 255, 255				
Dynamizations\Visibility					
Tag - Cycle	PID_Volba_regulatoru -	Data type	Range	Start range	1
End range	1	Visibility	Visible		

Line_15

Type	Line	Name	Line_15	X position	98
Y position	79	Width	0	Height	95
Layer	0 - Layer_0	Line width	3	Color	24, 28, 49
Background color	255, 255, 255				
Dynamizations\Visibility					
Tag - Cycle	PID_Volba_regulatoru -	Data type	Range	Start range	1
End range	1	Visibility	Visible		

Line_17

Type	Line	Name	Line_17	X position	109
Y position	101	Width	0	Height	60
Layer	0 - Layer_0	Line width	2	Color	24, 28, 49
Background color	255, 255, 255				
Dynamizations\Visibility					
Tag - Cycle	PID_Volba_regulatoru -	Data type	Range	Start range	1
End range	1	Visibility	Visible		

Line_18

Type	Line	Name	Line_18	X position	156
Y position	101	Width	0	Height	59
Layer	0 - Layer_0	Line width	2	Color	24, 28, 49
Background color	255, 255, 255				
Dynamizations\Visibility					
Tag - Cycle	PID_Volba_regulatoru -	Data type	Range	Start range	1
End range	1	Visibility	Visible		

Line_19

Type	Line	Name	Line_19	X position	156
Y position	100	Width	21	Height	0
Layer	0 - Layer_0	Line width	2	Color	24, 28, 49
Background color	255, 255, 255				
Dynamizations\Visibility					
Tag - Cycle	PID_Volba_regulatoru -	Data type	Range	Start range	1
End range	1	Visibility	Visible		

Line_20

Type	Line	Name	Line_20	X position	108
Y position	161	Width	47	Height	0
Layer	0 - Layer_0	Line width	2	Color	24, 28, 49
Background color	255, 255, 255				
Dynamizations\Visibility					
Tag - Cycle	PID_Volba_regulatoru -	Data type	Range	Start range	1
End range	1	Visibility	Visible		

Line_21

Type	Line	Name	Line_21	X position	100
Y position	100	Width	9	Height	0
Layer	0 - Layer_0	Line width	2	Color	24, 28, 49
Background color	255, 255, 255				

Dynamizations\Visibility

Tag - Cycle	PID_Volba_regulatoru -	Data type	Range	Start range	1
End range	1	Visibility	Visible		

Line_14

Type	Line	Name	Line_14	X position	108
Y position	100	Width	75	Height	0
Layer	0 - Layer_0	Line width	1	Color	192, 192, 192
Background color	255, 255, 255				

Dynamizations\Visibility

Tag - Cycle	PID_Volba_regulatoru -	Data type	Range	Start range	1
End range	1	Visibility	Visible		

Text field_11

Type	Text field	Name	Text field_11	X position	109
Y position	75	Width	62	Height	23
Layer	0 - Layer_0	Font	Tahoma, 16px, style=Bold	Text	on/off

Dynamizations\Visibility

Tag - Cycle	PID_Volba_regulatoru -	Data type	Range	Start range	1
End range	1	Visibility	Visible		

Rectangle_7

Type	Rectangle	Name	Rectangle_7	X position	-1
Y position	90	Width	193	Height	158
Layer	0 - Layer_0	Background color	217, 217, 217	Border color	0, 0, 0

Dynamizations\Visibility

Tag - Cycle	PID_Volba_regulatoru -	Data type	Range	Start range	2
End range	2	Visibility	Visible		

Text field_5

Type	Text field	Name	Text field_5	X position	8
Y position	136	Width	181	Height	23
Layer	0 - Layer_0	Font	Tahoma, 16px, style=Bold	Text	Manuální nastavení
Dynamizations\Visibility					
Tag - Cycle	PID_Volba_regulatoru -	Data type	Range	Start range	2
End range	2	Visibility	Visible		

Text field_14

Type	Text field	Name	Text field_14	X position	12
Y position	175	Width	171	Height	23
Layer	0 - Layer_0	Font	Tahoma, 16px, style=Bold	Text	přes potenciometr
Dynamizations\Visibility					
Tag - Cycle	PID_Volba_regulatoru -	Data type	Range	Start range	2
End range	2	Visibility	Visible		

Text field_15

Type	Text field	Name	Text field_15	X position	36
Y position	195	Width	109	Height	23
Layer	0 - Layer_0	Font	Tahoma, 16px, style=Bold	Text	NA PANELU
Dynamizations\Visibility					
Tag - Cycle	PID_Volba_regulatoru -	Data type	Range	Start range	2
End range	2	Visibility	Visible		

Text field_20

Type	Text field	Name	Text field_20	X position	48
Y position	155	Width	75	Height	23
Layer	0 - Layer_0	Font	Tahoma, 16px, style=Bold	Text	výstupu
Dynamizations\Visibility					
Tag - Cycle	PID_Volba_regulatoru -	Data type	Range	Start range	2
End range	2	Visibility	Visible		

Bar_1

Type	Bar	Name	Bar_1	Y position	223
X position	4	Width	183	Height	58

Totally Integrated Automation Portal		
--------------------------------------	--	--

Maximum value	100	Minimum value	0	Process value	0
---------------	-----	---------------	---	---------------	---

Dynamizations\Tag connection

Property name	Process value	Tag	"PID_Hlidani_Teploty_Pece.ManualValue"
---------------	---------------	-----	--

Dynamizations\Visibility

Tag - Cycle	PID_Volba_regulatoru -	Data type	Range	Start range	2
End range	2	Visibility	Visible		

Rectangle_8

Type	Rectangle	Name	Rectangle_8	X position	0
Y position	89	Width	190	Height	192
Layer	0 - Layer_0	Background color	217, 217, 217	Border color	0, 0, 0

Dynamizations\Visibility

Tag - Cycle	PID_param_State -	Data type	Range	Start range	4
End range	4	Visibility	Invisible		

Rectangle_9

Type	Rectangle	Name	Rectangle_9	X position	0
Y position	0	Width	189	Height	480
Layer	0 - Layer_0	Background color	217, 217, 217	Border color	0, 0, 0

Dynamizations\Visibility

Tag - Cycle	PID_Volba_regulatoru -	Data type	Range	Start range	2
End range	2	Visibility	Visible		

Rectangle_11

Type	Rectangle	Name	Rectangle_11	X position	0
Y position	96	Width	190	Height	383
Layer	0 - Layer_0	Background color	217, 217, 217	Border color	0, 0, 0

Dynamizations\Visibility

Tag - Cycle	PID_param_State -	Data type	Range	Start range	0
End range	0	Visibility	Visible		

Rectangle_13

Type	Rectangle	Name	Rectangle_13	X position	142
Y position	2	Width	47	Height	42
Layer	0 - Layer_0	Background color	192, 192, 192	Border color	0, 0, 0

--	--	--

Rectangle_102

Type	Rectangle	Name	Rectangle_102	X position	143
Y position	3	Width	45	Height	40
Layer	0 - Layer_0	Background color	192, 192, 192	Border color	255, 255, 255

Rectangle_103

Type	Rectangle	Name	Rectangle_103	X position	145
Y position	5	Width	41	Height	36
Layer	0 - Layer_0	Background color	192, 192, 192	Border color	128, 128, 128

Rectangle_104

Type	Rectangle	Name	Rectangle_104	X position	146
Y position	6	Width	39	Height	34
Layer	0 - Layer_0	Background color	192, 192, 192	Border color	0, 0, 0

Rectangle_17

Type	Rectangle	Name	Rectangle_17	X position	5
Y position	429	Width	51	Height	48
Layer	0 - Layer_0	Background color	192, 192, 192	Border color	0, 0, 0

Dynamizations\Visibility					
Tag - Cycle	PID_Volba_regulatoru -	Data type	Range	Start range	2
End range	2	Visibility	Visible		

Rectangle_18

Type	Rectangle	Name	Rectangle_18	X position	6
Y position	430	Width	49	Height	46
Layer	0 - Layer_0	Background color	192, 192, 192	Border color	255, 255, 255

Dynamizations\Visibility					
Tag - Cycle	PID_Volba_regulatoru -	Data type	Range	Start range	2
End range	2	Visibility	Visible		

Rectangle_19

Type	Rectangle	Name	Rectangle_19	X position	8
Y position	432	Width	45	Height	42

Totally Integrated Automation Portal		
--------------------------------------	--	--

Layer	0 - Layer_0	Background color	192, 192, 192	Border color	128, 128, 128
Dynamizations\Visibility					
Tag - Cycle	PID_Volba_regulatoru -	Data type	Range	Start range	2
End range	2	Visibility	Visible		

Rectangle_20

Type	Rectangle	Name	Rectangle_20	X position	9
Y position	433	Width	43	Height	40
Layer	0 - Layer_0	Background color	192, 192, 192	Border color	0, 0, 0
Dynamizations\Visibility					
Tag - Cycle	PID_Volba_regulatoru -	Data type	Range	Start range	2
End range	2	Visibility	Visible		

Rectangle_39

Type	Rectangle	Name	Rectangle_39	X position	12
Y position	47	Width	167	Height	82
Layer	0 - Layer_0	Background color	192, 192, 192	Border color	0, 0, 0
Dynamizations\Visibility					
Tag - Cycle	PID_Volba_regulatoru -	Data type	Range	Start range	2
End range	2	Visibility	Visible		

Rectangle_40

Type	Rectangle	Name	Rectangle_40	X position	13
Y position	48	Width	165	Height	80
Layer	0 - Layer_0	Background color	192, 192, 192	Border color	255, 255, 255
Dynamizations\Visibility					
Tag - Cycle	PID_Volba_regulatoru -	Data type	Range	Start range	2
End range	2	Visibility	Visible		

Rectangle_41

Type	Rectangle	Name	Rectangle_41	X position	15
Y position	50	Width	161	Height	76
Layer	0 - Layer_0	Background color	192, 192, 192	Border color	128, 128, 128
Dynamizations\Visibility					
Tag - Cycle	PID_Volba_regulatoru -	Data type	Range	Start range	2

--	--	--

End range	2	Visibility	Visible
-----------	---	------------	---------

Rectangle_42

Type	Rectangle	Name	Rectangle_42	X position	16
Y position	51	Width	159	Height	74
Layer	0 - Layer_0	Background color	217, 217, 217	Border color	0, 0, 0

Dynamizations\Visibility

Tag - Cycle	PID_Volba_regulatoru -	Data type	Range	Start range	2
End range	2	Visibility	Visible		

Text field_32

Type	Text field	Name	Text field_32	X position	50
Y position	51	Width	99	Height	27
Layer	0 - Layer_0	Font	Tahoma, 19px, style=Bold	Text	PID MOD

Dynamizations\Visibility

Tag - Cycle	PID_Volba_regulatoru -	Data type	Range	Start range	2
End range	2	Visibility	Visible		

Symbolic I/O field_1

Type	Symbolic I/O field	Name	Symbolic I/O field_1	X position	31
Y position	77	Width	132	Height	39
Layer	0 - Layer_0	Mode	Input/output	Font	Tahoma, 16px, style=Bold
Text list	CTUD_PID_stav_regulatoru				

Dynamizations\Visibility

Tag - Cycle	PID_Volba_regulatoru -	Data type	Range	Start range	2
End range	2	Visibility	Visible		

Dynamizations\Tag connection

Property name	Process value	Tag	PID_param_Mode
---------------	---------------	-----	----------------

Rectangle_4

Type	Rectangle	Name	Rectangle_4	X position	12
Y position	133	Width	167	Height	165
Layer	0 - Layer_0	Background color	192, 192, 192	Border color	0, 0, 0

Dynamizations\Visibility

Tag - Cycle	PID_param_State -	Data type	Range	Start range	3
-------------	-------------------	-----------	-------	-------------	---

End range	3	Visibility	Visible
-----------	---	------------	---------

Rectangle_14

Type	Rectangle	Name	Rectangle_14	X position	13
Y position	134	Width	165	Height	163
Layer	0 - Layer_0	Background color	192, 192, 192	Border color	255, 255, 255
Dynamizations\Visibility					
Tag - Cycle	PID_param_State -	Data type	Range	Start range	3
End range	3	Visibility	Visible		

Rectangle_15

Type	Rectangle	Name	Rectangle_15	X position	15
Y position	136	Width	161	Height	159
Layer	0 - Layer_0	Background color	192, 192, 192	Border color	128, 128, 128
Dynamizations\Visibility					
Tag - Cycle	PID_param_State -	Data type	Range	Start range	3
End range	3	Visibility	Visible		

Rectangle_16

Type	Rectangle	Name	Rectangle_16	X position	16
Y position	137	Width	159	Height	157
Layer	0 - Layer_0	Background color	217, 217, 217	Border color	0, 0, 0
Dynamizations\Visibility					
Tag - Cycle	PID_param_State -	Data type	Range	Start range	3
End range	3	Visibility	Visible		

Rectangle_21

Type	Rectangle	Name	Rectangle_21	X position	17
Y position	138	Width	157	Height	51
Layer	0 - Layer_0	Background color	217, 217, 217	Border color	24, 28, 49
Dynamizations\Visibility					
Tag - Cycle	PID_param_State -	Data type	Range	Start range	3
End range	3	Visibility	Visible		

Rectangle_22

Type	Rectangle	Name	Rectangle_22	X position	17
Y position	190	Width	157	Height	51
Layer	0 - Layer_0	Background color	217, 217, 217	Border color	24, 28, 49
Dynamizations\Visibility					
Tag - Cycle	PID_param_State -	Data type	Range	Start range	3
End range	3	Visibility	Visible		

Rectangle_23

Type	Rectangle	Name	Rectangle_23	X position	17
Y position	242	Width	157	Height	51
Layer	0 - Layer_0	Background color	217, 217, 217	Border color	24, 28, 49
Dynamizations\Visibility					
Tag - Cycle	PID_param_State -	Data type	Range	Start range	3
End range	3	Visibility	Visible		

Text field_16

Type	Text field	Name	Text field_16	X position	22
Y position	142	Width	25	Height	39
Layer	0 - Layer_0	Font	Tahoma, 29px, style=Bold	Text	P
Dynamizations\Visibility					
Tag - Cycle	PID_param_State -	Data type	Range	Start range	3
End range	3	Visibility	Visible		

Text field_17

Type	Text field	Name	Text field_17	X position	22
Y position	193	Width	20	Height	39
Layer	0 - Layer_0	Font	Tahoma, 29px, style=Bold	Text	I
Dynamizations\Visibility					
Tag - Cycle	PID_param_State -	Data type	Range	Start range	3
End range	3	Visibility	Visible		

Text field_18

Type	Text field	Name	Text field_18	X position	20
Y position	246	Width	28	Height	39

Layer	0 - Layer_0	Font	Tahoma, 29px, style=Bold	Text	D
Dynamizations\Visibility					
Tag - Cycle	PID_param_State -	Data type	Range	Start range	3
End range	3	Visibility	Visible		

I/O field_2

Type	I/O field	Name	I/O field_2	X position	46
Y position	147	Width	83	Height	32
Layer	0 - Layer_0	Mode	Input/output	Font	Tahoma, 16px, style=Bold
Dynamizations\Tag connection					
Property name	Process value	Tag	PID_param_Gain		
Dynamizations\Visibility					
Tag - Cycle	PID_param_State -	Data type	Range	Start range	3
End range	3	Visibility	Visible		

I/O field_3

Type	I/O field	Name	I/O field_3	X position	47
Y position	199	Width	81	Height	32
Layer	0 - Layer_0	Mode	Input/output	Font	Tahoma, 16px, style=Bold
Dynamizations\Tag connection					
Property name	Process value	Tag	PID_param_Ti		
Dynamizations\Visibility					
Tag - Cycle	PID_param_State -	Data type	Range	Start range	3
End range	3	Visibility	Visible		

I/O field_5

Type	I/O field	Name	I/O field_5	X position	46
Y position	252	Width	82	Height	32
Layer	0 - Layer_0	Mode	Input/output	Font	Tahoma, 16px, style=Bold
Dynamizations\Tag connection					
Property name	Process value	Tag	PID_param_Td		
Dynamizations\Visibility					
Tag - Cycle	PID_param_State -	Data type	Range	Start range	3
End range	3	Visibility	Visible		

Text field_19

Type	Text field	Name	Text field_19	X position	127
Y position	148	Width	46	Height	27
Layer	0 - Layer_0	Font	Tahoma, 19px, style=Bold	Text	"K "
Dynamizations\Visibility					
Tag - Cycle	PID_param_State -	Data type	Range	Start range	3
End range	3	Visibility	Visible		

Text field_21

Type	Text field	Name	Text field_21	X position	127
Y position	253	Width	45	Height	27
Layer	0 - Layer_0	Font	Tahoma, 19px, style=Bold	Text	"T "
Dynamizations\Visibility					
Tag - Cycle	PID_param_State -	Data type	Range	Start range	3
End range	3	Visibility	Visible		

Text field_22

Type	Text field	Name	Text field_22	X position	127
Y position	199	Width	45	Height	27
Layer	0 - Layer_0	Font	Tahoma, 19px, style=Bold	Text	"T "
Dynamizations\Visibility					
Tag - Cycle	PID_param_State -	Data type	Range	Start range	3
End range	3	Visibility	Visible		

Text field_9

Type	Text field	Name	Text field_9	X position	147
Y position	209	Width	11	Height	22
Layer	0 - Layer_0	Font	Tahoma, 15px, style=Bold	Text	i
Dynamizations\Visibility					
Tag - Cycle	PID_param_State -	Data type	Range	Start range	3
End range	3	Visibility	Visible		

Text field_10

Type	Text field	Name	Text field_10	X position	147
Y position	263	Width	17	Height	22

Layer	0 - Layer_0	Font	Tahoma, 15px, style=Bold	Text	D
Dynamizations\Visibility					
Tag - Cycle	PID_param_State -	Data type	Range	Start range	3
End range	3	Visibility	Visible		

Text field_8

Type	Text field	Name	Text field_8	X position	150
Y position	157	Width	15	Height	22
Layer	0 - Layer_0	Font	Tahoma, 15px, style=Bold	Text	p
Dynamizations\Visibility					
Tag - Cycle	PID_param_State -	Data type	Range	Start range	3
End range	3	Visibility	Visible		