


## Appendix D: Specimens Overview Pictures


### Figure D1

*Pictures of stainless steel 316L specimens: a) before 720 h / 550 °C test, b) after 720 h / 550 °C test, and c) after 720 h / 700 °C test.*




### Figure D2

*Pictures of stainless steel EUROFER 97 specimens: a) before 720 h / 550 °C test, b) after 720 h / 550 °C test, and c) after 720 h / 700 °C test.*



### Figure D3


*Pictures of Incoloy 800HT specimens: a) before 720 h / 550 °C test, b) after 720 h / 550 °C test, c) after 720 h / 700 °C test, and d) after 2160 h / 550 °C test.*



## Appendix D: Specimens Overview Pictures


### Figure D4

*Pictures of Inconel 600 specimens: a) before 720 h / 550 °C test, b) after 720 h / 550 °C test, c) after 720 h / 700 °C test, and d) after 2160 h / 550 °C test.*




### Figure D5

*Pictures of Inconel 625 specimens: a) before 720 h / 550 °C test, b) after 720 h / 550 °C test, c) after 720 h / 700 °C test, and d) after 2160 h / 550 °C test.*



### Figure D6


*Pictures of MoNiCr specimens: a) before 720 h / 550 °C test, b) after 720 h / 550 °C test, c) after 720 h / 700 °C test, and d) after 2160 h / 550 °C test.*



## Appendix D: Specimens Overview Pictures

### Figure D7

*Pictures of MoNiCr sheet specimens: a) before 720 h / 550 °C test, b) after 720 h / 550 °C test, c) after 720 h / 700 °C test, and d) after 2160 h / 550 °C test.*



### Figure D8

*Pictures of HN80MTY specimens: a) before 720 h / 550 °C test, b) after 720 h / 550 °C test, c) after 720 h / 700 °C test, and d) after 2160 h / 550 °C test.*

