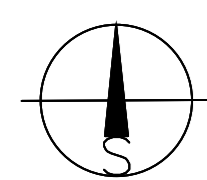
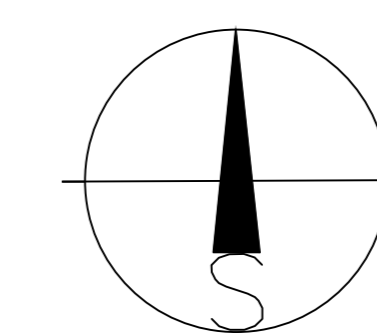


AREA TABLE

ROOM #	FUNCTOIN	M <sup>2</sup>
I. 01	BUILDING I	
I. 01 - S1	PARKING	425,49
I. 01 - S2	STAIRS BUD1	12,50
I. 01 - S3	ELEVATOR	4,07
I. 01 - S4	CORRIDOOR	8,50
I. 01 - 5	HEATING STATION	19,61
I. 01 - 6a	MECHANICAL ROOM	13,56
I. 01 - 6b	TECHNICAL ROOM	16,15
I. 01 - S7	BIKE , SCOTTER STORAGE	13,22
I. 01 - S8	STORAGE ROOM CORRIDOR	27,31
I. 01 - 9	STORAGE ROOMS	36,98
II. 01	BUDII	
II. 01 - S1	PARKING	452,89
II. 01 - S2	CORRIDOOR	1,85
II. 01 - S3	STAIR WAYS , BUDII	9,83
II. 01 - 4	STORAGE ROOMS	11,45
II. 01 - 5	-	15,17


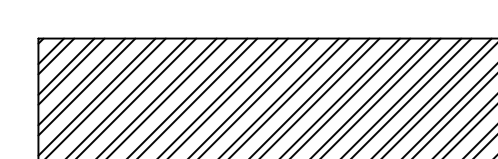






=



±0 ≡ 259,90 m n.m.Bpv

Material legend:

-  LOAD BEARING REINFORCED CONCRETE WALL  
CONCRETE C30/37 ; REINFORCEMENT B500B
-  POROTHERM 14 P+D ,  
of masonry including plaster thickness. 15 mm 182 kg / m2
-  INTERNAL MASONRY POROTHERM 30 Profil  
POROTHERM MORTOR
-  INTERNAL MASONRY POROTHERM 11,5 P+D  
NON LOAD BEARING WITH TRADITIONL MORTOR
-  XPS- THERMALL INSULATION BASMENT WALL

Subject:	Department:	student name:							
Thesis	Building structures	Hikmatullah Salarziy							
Year	Supervisor								
4.	doc.Ing.Tomas cejka, ph.D								
<p><u>-1PP - Basement Parking layout</u></p>			<table border="1" style="width: 100%; border-collapse: collapse;"> <tr> <td style="width: 50%;">FORMÁT</td> <td style="width: 50%;">A0</td> </tr> <tr> <td>Scale</td> <td>1:100</td> </tr> <tr> <td>Page #</td> <td></td> </tr> </table>	FORMÁT	A0	Scale	1:100	Page #	
FORMÁT	A0								
Scale	1:100								
Page #									