

**Příloha 3 – ISO – Systém značení vyměnitelných  
břitových destiček**

ISO - SYSTÉM ZNAČENÍ VYMĚNITELNÝCH BŘITOVÝCH DESTIČEK  
ISO - SYSTÉM ZNAČENIA VYMENITELNÝCH REZNÝCH DOŠTIČIEK

**1**  
Tvar destičky / Tvar doštičky

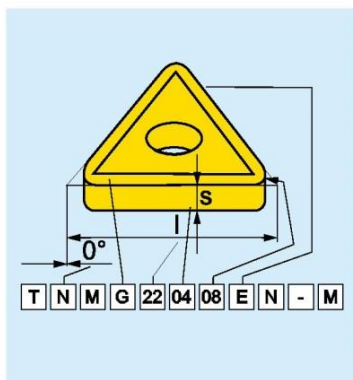
<b>H</b>	<b>O</b>	<b>P</b>	<b>R</b>
<b>S</b>	<b>T</b>	<b>C</b>	<b>D</b>
<b>E</b>	<b>M</b>	<b>V</b>	<b>W</b>
<b>L</b>	<b>A</b>	<b>B</b>	<b>K</b>

**2**  
Úhel hřbetu / Uhol chrčta

<b>A</b>	<b>B</b>
<b>C</b>	<b>D</b>
<b>E</b>	<b>F</b>
<b>G</b>	<b>N</b>
	Speciální Speciálny
<b>P</b>	<b>O</b>

**4**  
Provedení / Prevedenie

<b>N</b>	<b>R</b>
<b>F</b>	<b>A</b>
<b>M</b>	<b>G</b>
<b>W</b>	<b>T</b>
	Speciální Speciálny
<b>Q</b>	<b>X</b>



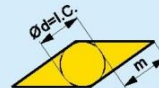
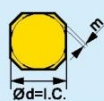
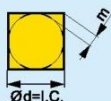
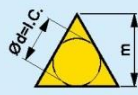
ISO kód

ANSI kód

1	2	3	4
<b>T</b>	<b>N</b>	<b>U</b>	<b>N</b>
<b>T</b>	<b>N</b>	<b>M</b>	<b>G</b>
1	2	3	4
<b>T</b>	<b>N</b>	<b>U</b>	<b>N</b>
<b>T</b>	<b>N</b>	<b>M</b>	<b>G</b>

**3**  
Tolerance / Tolerancia

Označení / Označenie	Tolerance / Tolerancia [mm]			Tolerance / Tolerancia [Palce]		
	m (±)	s (±)	d = I.C. (±)	m (±)	s (±)	d = I.C. (±)
<b>A</b>	0,005	0,025	0,025	0,0002	0,001	0,0010
<b>F</b>	0,005	0,025	0,013	0,0002	0,001	0,0005
<b>C</b>	0,013	0,025	0,025	0,0005	0,001	0,0010
<b>H</b>	0,013	0,025	0,013	0,0005	0,001	0,0005
<b>E</b>	0,025	0,025	0,025	0,0010	0,001	0,0010
<b>G</b>	0,025	0,130	0,025	0,0010	0,005	0,0010
<b>J</b>	0,005	0,025	0,05 + 0,13	0,0002	0,001	0,002 + 0,005
<b>K</b>	0,013	0,025	0,05 + 0,13	0,0005	0,001	0,002 + 0,005
<b>L</b>	0,025	0,025	0,05 + 0,13	0,0010	0,001	0,002 + 0,005
<b>M</b>	0,08 + 0,18	0,130	0,05 + 0,13	0,003 + 0,007	0,005	0,002 + 0,005
<b>N</b>	0,08 + 0,18	0,025	0,05 + 0,13	0,003 + 0,007	0,001	0,002 + 0,005
<b>U</b>	0,05 + 0,38	0,130	0,08 + 0,25	0,005 + 0,015	0,005	0,003 + 0,010



ISO C  
ISO C

ISO D  
ISO D

ISO M  
ISO M

ISO P  
ISO P

ISO S  
ISO S

ZÁPICHY  
ZÁPICHY

ZÁVITY  
ZÁVITY

VBD  
VRD

ISO - SYSTÉM ZNAČENÍ VYMĚNITELNÝCH BŘITOVÝCH DESTIČEK  
ISO - SYSTÉM ZNAČENIA VYMENITELNÝCH REZNÝCH DOŠŤIČIEK

d=L.C.		R	S	T	C	D	V	W
3,97	5/32"			06				
5,00		05						
5,56	7/32"			09				03
6,00		06						
6,35	1/4"			11	06	07		04
8,00		08						
9,525	3/8"	09	09	16	09	11	16	06
10,0		10						
12,0		12						
12,7	1/2"	12	12	22	12	15		08
15,875	5/8"	15	15	27	16			
16,0		16						
19,05	3/4"	19	19	33	19			
20,0		20						
25,0		25						
25,4	1"	25	25		25			
31,75	1 1/4"	31						
32,0		32						
38,1	1 1/2"		38					

Tloušťka / Hrúbka	
Označ.	mm Palce
01	1,59 1/16"
T1	1,98
02	2,38 3/32"
03	3,18 1/8"
T3	3,97 5/32"
04	4,76 3/16"
05	5,56
06	6,35 1/4"
07	7,94 5/16"
09	9,52 3/8"

Rádus špičky / Rádus špičky	
Označ.	mm Palce
00	0 0"
02	0,2
04	0,4 1/64"
08	08 1/32"
12	1,2 3/64"
16	1,6 1/16"
24	2,4 3/32"
32	3,2 1/8"
Kruhové destičky / Kruhové doštičky	
d=L.C.	Označ.
Palce	00
mm	M0

5
22
22

6
04
04

7
08
08

8
E

9
N

10
-
M

5A
4
4

6A
3
3

7A
2
2

8
E

9
N

10
-
M

ANSI kód			
<b>Vepsaná kružnice</b> Vpísaná kružnica	<b>Tloušťka</b> Hrúbka	<b>Rádus špičky</b> Rádus špičky	
Označ.	d = I.C.	Označ.	
	mm Palce	mm Palce	
1	3,175 1/8"	0	0,050 1/512"
(1.2)	3,969 5/32"	(0.2)	0,099 1/256"
(1.5)	4,763 3/16"	(0.5)	0,198 1/128"
(1.8)	5,556 7/32"	1	0,397 1/64"
2	6,350 1/4"	2	0,794 1/32"
(2.5)	7,938 5/16"	3	1,191 3/64"
3	9,525 3/8"	4	1,588 1/16"
4	12,700 1/2"	5	1,984 5/64"
5	15,875 5/8"	6	2,381 3/32"
6	19,050 3/4"	7	2,778 7/64"
7	22,225 7/8"	8	3,175 1/8"
8	25,400 1"	10	3,969 5/32"
10	31,750 1-1/4"	12	4,763 3/16"
		14	5,556 7/32"
		16	6,350 1/4"
		x	ostatní



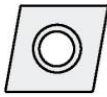
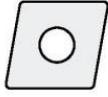













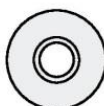

8	
Provedení řezné hrany / Prevedenie reznej hrany	
<b>F</b> Ostré hrany Ostré hrany	<b>E</b> Zaoblené hrany Zaoblené hrany
<b>T</b> Hrany s fazetkou Hrany s fazetkou	<b>S</b> Zaoblené hrany s fazetkou Zaoblené hrany s fazetkou
<b>K</b> Hrany s dvojitou fazetkou Hrany s dvojitou fazetkou	<b>P</b> Zaoblené hrany s dvojitou fazetkou Zaoblené hrany s dvojitou fazetkou

9	
Směr posuvu / Smer posuvu	
<b>R</b>	<b>N</b>
<b>L</b>	

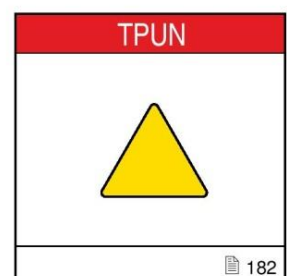
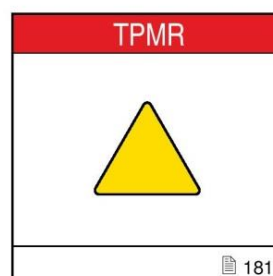
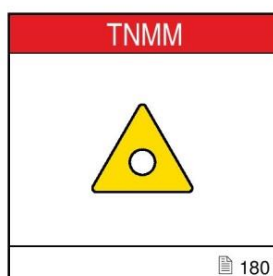


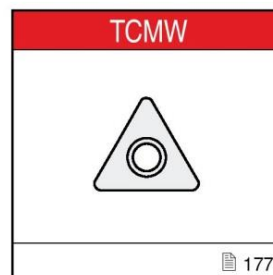
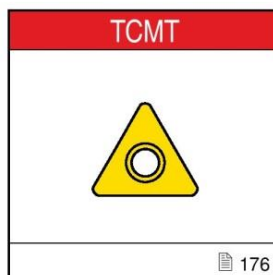

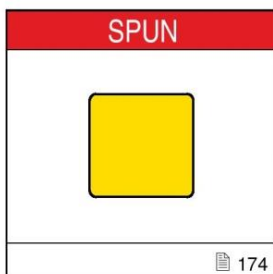
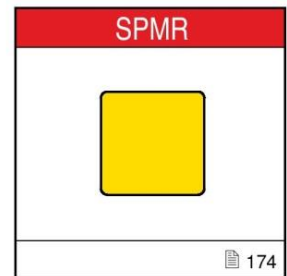
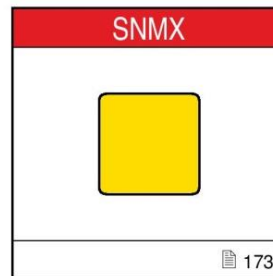
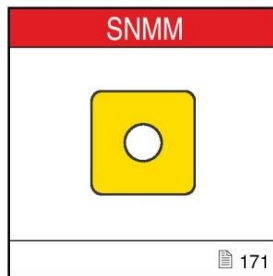
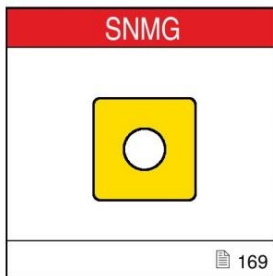
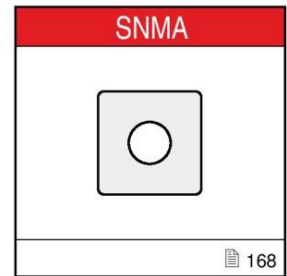
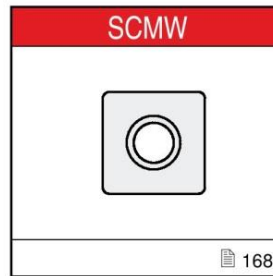
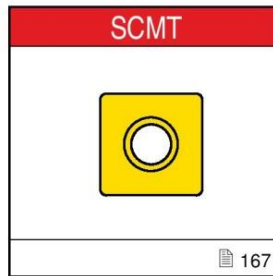
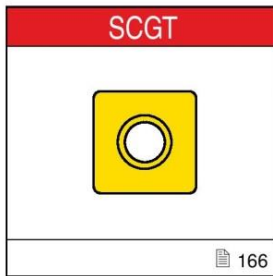
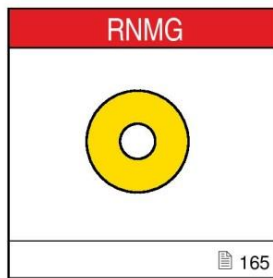
10	
Utvařec / Utvárač	

VÝROBNÍ SORTIMENT - VYMĚNITELNÉ BŘÍTOVÉ DESTIČKY  
 VÝROBNÍ SORTIMENT - VYMĚNITELNÉ REZNÉ DOŠTIČKY

ISO C ISO C
ISO D ISO D
ISO M ISO M
ISO P ISO P
ISO S ISO S
ZÁPÍCHY ZÁPÍCHY
ZÁVITY ZÁVITY
VBD VRD

CCGT	CCMT	CCMW	CNMA
			
145	146	147	147
CNMG	CNMM		
			
148	150		
DCGT	DCMT	DCMW	DNMA
			
152	153	154	154
DNMG	DNMM		
			
155	157		
KNUX	LNUX	LNUX 40, 50; LNMX	
			
158	160	159	
RCGT	RCMT	RCMW	RCMX
			
161	162	163	164

VÝROBNÍ SORTIMENT - VYMĚNITELNÉ BŘITOVÉ DESTIČKY  
 VÝROBNÝ SORTIMENT - VYMENITELNÉ REZNÉ DOŠTIČKY



ISO C  
ISO C

ISO D  
ISO D

ISO M  
ISO M

ISO P  
ISO P

ISO S  
ISO S

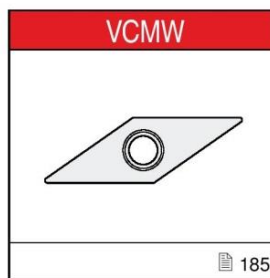
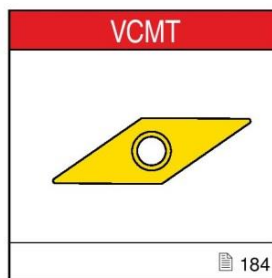
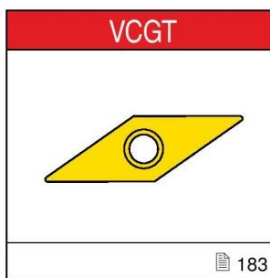
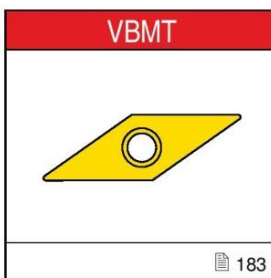
ZÁPICHY  
ZÁPICHY

ZÁVITY  
ZÁVITY

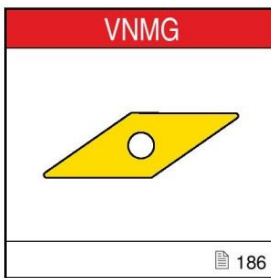
VBD  
VRD

VÝROBNÍ SORTIMENT - VYMĚNITELNÉ BŘITOVÉ DESTIČKY  
 VÝROBNÝ SORTIMENT - VYMNITELNÉ REZNÉ DOŠTIČKY

ISO C  
ISO C

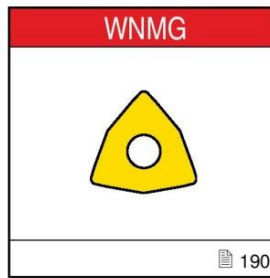
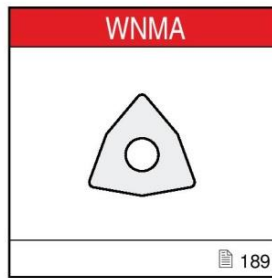
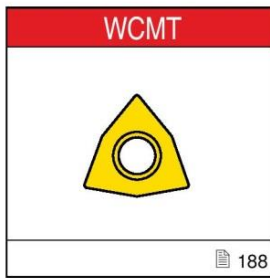
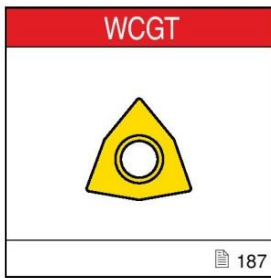


ISO D  
ISO D

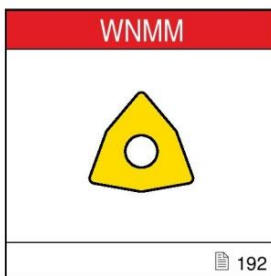


ISO M  
ISO M

ISO P  
ISO P



ISO S  
ISO S



ZÁPIČHY  
ZÁPIČHY

ZÁVITY  
ZÁVITY

VBD  
VRD